

**TOWNSHIP OF ESSA
CONSENT AGENDA
WEDNESDAY, OCTOBER 7, 2020**

A – ITEMS RECEIVED AS INFORMATION

1. Correspondence from the County of Simcoe:
 - p. 1 a) County Council Highlights – Committee of the Whole, September 8, 2020 and Council, September 22, 2020.
 - p. 3 b) 2020 Simcoe County Age-Friendly Municipal Grant Opportunity.

2. Correspondence from the Simcoe County District School Board dated September 15, 2020, re: Capital Priorities.

p. 13

3. AMO Communications:
 - p. 15 a) September 17, 2020 – Policy Update – New Legislation, Regional Gathering Restrictions, and Pre-Federal Throne Speech Submission.
 - p. 18 b) September 23, 2020 – Policy Update – 2020 Federal Throne Speech Lays Out Priorities Including Climate Action, Expanding Rural Broadband, Improved Housing Access, Child Care and Long-Term Care Standards.
 - p. 20 c) September 24, 2020 – AMO Watchfile.
 - p. 23 d) September 29, 2020 – AMO Policy Update – New Long-Term Care Funding, Measures, and Community Paramedicine to Address COVID-19.
 - p. 25 e) September 30, 2020 – AMO Policy Update – COVID-19 Fall Plan, COVID-19 Modelling, Social Assistance Recovery & Renewal Plan, Food/Organic Waste Policy Statement, Pre-Budget Submissions.
 - p. 28 f) October 1, 2020 – AMO’s Annual Report on the Federal Gas Tax Fund.

4. Letter from the Manager of Public Works to Azimuth Environmental Consulting Inc. and Brookfield Properties dated September 17, 2020, re: Baxter Class EA Amendment Phase I/II Draft Report.

p. 71

5. Correspondence from the Simcoe Muskoka District Health Unit:
 - p. 76 a) September 16, 2020 - Updating Municipal Alcohol Policies to Reduce Harms Associated with Recent Alcohol Regulatory Changes.
 - p. 78 b) September 18, 2020 – COVID-19 and Long-Term Care Reform.
 - p. 81 c) September 28, 2020 – COVID-19 First Wave Assessment.

6. E-mail from the Centre of Excellence in Next Generation Networks dated September 16, 2020, re: Rural Ontario Residential Broadband Program.

p. 82

7. Correspondence from the Ministry of Municipal Affairs and Housing dated September 18, 2020, re: Parkland Dedication, Development Charges and the Community Benefits Charges Authority.

p. 84

8. Resolution from the Town of Amherstburg dated September 21, 2020, re: Request for Consideration of Amendments to Bill 108 – The *Ontario Heritage Act*.

p. 86

9. Statement from Jim Wilson, MPP Simcoe-Grey dated September 24, 2020.

p. 88

- p. 89 10. Correspondence from the Nottawasaga Valley Conservation Authority:
p. 91 a) September 25, 2020 – NVCA Board Meeting Highlights.
p. 105 b) September 28, 2020 - NVCA Draft Budget Booklet.
c) Salmon Fishing in Collingwood, Wasaga Beach and the Nottawasaga River.
- p. 107 11. Township of Essa Fire Department Emergency Response Calls – August 2020.
- p. 108 12. Essa Public Library Reports – June, July and August 2020.
- p. 116 13. Ontario Energy Board Notice to Customers of Enbridge Gas Inc., re: Enbridge Gas Inc. has Applied to Dispose of Certain Account Balances and for Approval of the Amount of its Earnings that it Must Share With Customers.
- p. 123 14. Public Notice from the City of Barrie, re: Release of the City of Barrie Draft New Official Plan.
- p. 124 15. Public Notice from the Town of New Tecumseth, re: Notice of a Complete Application and Public Meeting Concerning a Proposed Official Plan Amendment – File No. Dev 397.

B – ITEMS RECEIVED AND REFERRED TO SERVICE AREA FOR ACTION

None.

C – ITEMS RECEIVED AND REFERRED TO SERVICE AREA FOR REVIEW AND REPORT TO COUNCIL

None.



COMMITTEE OF THE WHOLE - SEPTEMBER 8, 2020
COUNCIL - SEPTEMBER 22, 2020

COUNTY COUNCIL HIGHLIGHTS

Redeployment and Recruitment Planning and Social Work Support

Since the beginning of the pandemic, Long-Term Care and Seniors Services (LTCSS) has depended upon additional staffing made up of redeployed staff from across the County of Simcoe's divisions – almost 100 staff working in non-essential service roles have been redeployed to support urgent needs in LTCSS. With the gradual phased reopening, plans are underway to return these redeployed staff to their permanent/home roles, staff have developed a number of strategies that will enable the continuation of enhanced protocols needed to ensure the continued safety of LTCSS residents and staff from COVID-19, while addressing the social, physical and emotional challenges related to the pandemic.

This week, Council voted to fund the recruitment of one full-time Social Worker, as well as additional temporary Home Services Assistants (39 full-time positions and 13 part-time positions) that will allow for the gradual return of redeployed staff covering roles created by COVID-19, ensure increased safety and support protocols are met, address labour challenges and enable the ongoing training and development for a needed PSW workforce for the future. These roles are posted on www.simcoe.ca.

County Forest Growth, Investment & Protection Policy

The County of Simcoe owns and operates the largest municipal forestry network in Ontario. At 33,000 acres spanning more than 150 properties, Simcoe County Forests provide a wealth of recreational opportunities for local residents, including more than 750 kilometres of trails. In addition, timber sales from our sustainably managed forests are reinvested into forestry for reforestation projects, planting and property acquisitions that all enhance our green and growing network.

With the Simcoe County Forest approaching the 100-year milestone, a review and evaluation of key practices is warranted. The County Forest 'Acquisition Principles' and 'Reforestation Reserve' have been critical elements of continued growth and success, however both have been in place for nearly 25 years.

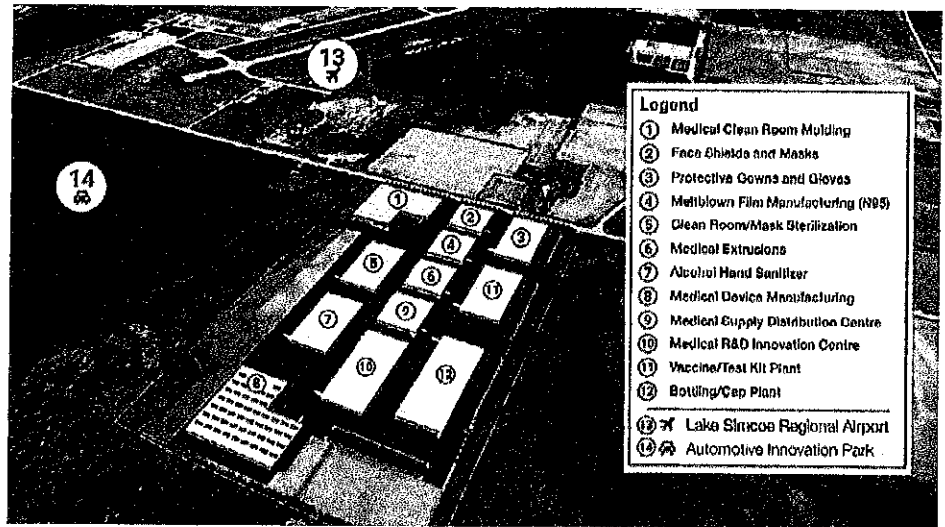
This week, Council voted in favour of a more comprehensive and updated Policy and 'County Forest Reserve Fund', which will provide for improved clarity and transparency and comply with regulations requiring municipalities to maintain policies that protect and enhance tree canopies and natural vegetation.



Oro-Medonte Medical Innovation Park MZO

The Oro-Medonte Medical Innovation Park is the next phase of a new employment development in Oro-Medonte, with the focus of bringing economic development and jobs to the Township and County. Adjacent to the Oro Station Automotive Innovation Park and across Line 7 from the Lake Simcoe Regional Airport, the project will focus on non-automotive industrial use with an emphasis on medical and personal protective equipment (PPE).

This week, County Council voted to support a Ministerial Zoning Order request for the Medical Innovation Park, to bolster our regional manufacturing capabilities within our borders and help to support our healthcare industry. This project aims to reduce reliance on imported PPE, which is an objective of the Federal and Provincial governments. This MZO request to expedite the Oro-Medonte Medical Innovation Park will require approval from the Province.



The Narcotics, Substance Use, and Community Safety Well-Being Initiative

In collaboration with Statistics Canada and the Simcoe Muskoka Opioid Strategy Group (SMOS), the County of Simcoe Paramedic Services has been asked to provide paramedic call information data to contribute to the understanding of primary risk factors of populations at risk of drug overdose.

This week, Council voted for County of Simcoe Paramedic Services and other County support areas to participate in the Narcotics, Substance Use, and Community Safety Well-Being Initiative, subject to appropriate privacy impact assessments.

THE NEXT COUNCIL AND COMMITTEE OF THE WHOLE MEETING IS SCHEDULED FOR OCTOBER 13, 2020

Special Council Meeting – September 8, 2020

The County of Simcoe Governance Committee presented recommendations to modify Council composition from 32 to 16 members and consider the creation of directly elected sub-regional County Councillors under a conceptual structure.

Council defeated the recommendation and passed a motion directing the Governance Committee to review and explore options that would allow for a full-time Warden and Deputy Warden.


Service Simcoe

Communications and Events
 Communications@slmcoe.ca
 705-726-9300 Extension 1773

Text: Municipal and media reproduction permission granted.

Logos, wordmarks, identifiers, non-stock photographic images:

© 2020 The Corporation of the County of Simcoe



George Cornell, Warden
Mark Aitken, Chief Administrative Officer

The County Clerk's Dept. maintains the official record for all County government proceedings. This publication is intended to identify highlights of Committee and Council meetings.



County of Simcoe
 Health and Emergency Services
 1110 Highway 26,
 Midhurst, Ontario L9X 1N6

Main Line 705 726 9300
 Toll Free 1 866 893 9300
 Fax 705 792 5743
 simcoe.ca

2020 Simcoe County Age-Friendly Municipal Grant Opportunity

Hello,

Although the population across the County is rapidly aging, some local municipalities do not have the capacity nor resources to implement local aging plans or AFC initiatives. In 2019, Council approved \$50,000 annually to provide AFC Municipal grant funding to member municipalities to help support local AFC planning and that funding be awarded based on eligibility criteria and available funds each year.

As Chair of the Simcoe County Age-Friendly Advisory Committee and General Manager of Long Term Care and Seniors Services for the County of Simcoe, I am happy to inform you that County of Simcoe municipalities are, once again, able to apply for age-friendly funding through the **2020 Simcoe County Age-Friendly Municipal Grant program** (attached hereto).

This program has been put in place to allow for continued research and planning to identify the diversity of issues facing older adults in our local communities and to ensure new programs and services are implemented based on individual feedback and recommendations obtained at a local municipal level in all eight community dimensions as defined by the World Health Organization.

Background:

In 2018, the County of Simcoe developed a Positive Aging Strategy and Planning Framework based on a comprehensive needs assessment of older adults in this region. This project was initially funded by the Ontario Government and has led to the development of many new partnerships and collaborations and has identified many opportunities to address some of the highest priorities for our seniors. With a significant seniors population of 65+ representing more than 18% of our population, the County's aging demographic is outpacing both the province and the nation (Ontario 16.7%, Canada 16.9%).

We are pleased to partner in this initiative and look forward to working with you as we build age-friendly communities across Simcoe County.

Kind Regards,

Jane Sinclair
 General Manager

/cst

Cc Christy Tosh, County of Simcoe Age-Friendly Project Lead
 John Daly, Director, Legislative Services/Clerk



2020 Simcoe County Age-Friendly Municipal Grant Program & Application Guide

1. Introduction

2020 Simcoe County Age-friendly Grant Program

Research and planning is required to identify the diversity of issues facing older adults in our local communities and to ensure new programs and services are implemented based on individual feedback and recommendations obtained at a local municipal level in all eight age-friendly community dimensions as defined by the World Health Organization.

The Simcoe County Age-Friendly Municipal Grant program was developed to assist local municipalities of the County of Simcoe to support aging populations through conducting community needs assessments and undertaking projects that enable seniors to age in place which in turn facilitates the creation of age-friendly communities.

2. Other Programs & Resources

In an age-friendly community, the policies, services and structures related to the physical and social environment are designed to help seniors "age actively." In other words, the community is set up to help older adults live safely, enjoy good health and stay involved.

The creation of age-friendly communities in Simcoe County builds on findings from the World Health Organization's Age-friendly Cities and the Simcoe County Positive Aging Strategy: Older Adults Strengthening our Communities

The County of Simcoe, in collaboration with the Age-Friendly Advisory Committee, has advanced the age-friendly agenda since 2015 by creating awareness and preparing its communities for a growing aging population.

3. Guiding Principles

All municipal applications should demonstrate a commitment to the following guiding principles:

- Community Driven - Community solutions are based on local priorities and plans
- Catalyst for Action – Community activities are catalysts that enable local municipalities and community partners to enhance and improve services for older adults
- Focus on Funding Priorities - Activities are focused on funding and support priorities with clear outcomes
- Flexible - Required actions differ in each community
- Coordinated - Activities of local municipalities and community partners are coordinated to avoid duplication among programs and projects
- Sustainable Results – Community activities contribute to improving the lives of older adults over time

4. Grant Program

The County of Simcoe Age-Friendly Municipal Grant program sets out two (2) different categories (streams) for municipalities to apply. Details of each of these grant categories are outlined below.

STREAM 1: Age-friendly Assessments, Action Plans & Planning

The intent of this funding stream is to support municipalities to develop or update community assessments or plans in order to enable seniors to age in place and to facilitate the creation of age-friendly communities. The maximum grant under Stream 1 is \$10,000

Under Stream 1, eligible activities must be cost-effective and may include:

- Development of a local Age-friendly plan, survey or assessment process
- Creation of specific plans that address one or more of the eight age-friendly dimensions (see Section 6)
- Engagement of seniors in planning activities
- Adding an age-friendly or seniors lens to existing plans or policies, such as:
 - Official Community Plans, Integrated Community Sustainability Plans, Health and Wellness Plans, or community or neighborhood plans
 - Zoning and other bylaws (subdivision, snow removal, parking, etc.)
 - Development permit requirements
 - Emergency response, evacuation and/or emergency social services plans
 - Design guidelines
 - Active transportation planning
 - Food security and food systems planning
 - Community planning processes related to social determinants of health (e.g. Affordable housing, homelessness, etc.)
 - Development of community health plans

STREAM 2: Age-friendly Projects

The intent of this funding stream is to support local municipalities to undertake local projects that enable seniors to lead active, healthy lifestyles, age in place, and facilitate the creation of age-friendly communities. The maximum grant under Stream 2 is \$10,000.

In order to be eligible for Stream 2, eligible applicants are required to have completed an age-friendly assessment or action plan, or demonstrate that their Official Community Plan, Integrated Sustainability Community Plan, or an equivalent plan, is inclusive of age-friendly planning principles.

Under Stream 2, eligible activities must be cost-effective and may include:

- Support for persons with dementia
- Increased community accessibility (transportation, housing, services)
 - Provision of recreation and healthy living activities and/or referral and support to link seniors with recreation and healthy living services
 - Community gardens and healthy eating
 - Health literacy and promotion (e.g. COVID, workshops, guides, etc.)
 - Chronic disease prevention
 - Injury prevention and community safety (including traffic safety)
 - Intergenerational projects
 - Prevention of elder abuse

The 2020 Simcoe County Age-Friendly Municipal Grant program is not intended to be a capital funding program. However, minor capital expenditures for eligible activities that have a clear and definable benefit to seniors and that are clearly linked to programming for seniors will be considered for funding under Stream 2.

Capital costs cannot exceed 40% of the total requested Stream 2 grant (i.e. an application for a \$10,000.00 grant cannot include more than \$4,000.00 in capital costs).

5. Eligible Applicants

All local municipalities of the County of Simcoe are eligible to apply for Stream 1 or Stream 2 funding. Local governments can each submit one application. In order to be eligible for Stream 2, eligible applicants are required to have completed an age-friendly assessment or action plan.

6. Eligible Projects

Eligible projects are new community planning initiatives (community needs assessment) or implementation of community projects that are undertaken by an eligible applicant and that address the guiding principles and funding priorities of the grant program.

In addition, to qualify for funding, projects must:

- Be a new project (retroactive funding is not available)
- Be capable of being started within the 2020 calendar year
- Focus on one or more of the eight age-friendly community dimensions:

Outdoor spaces and buildings	Social Participation
Transportation	Communication and Information
Housing	Civic Participation, Volunteerism and Employment
Respect and social inclusion	Community Support and Health Services

7. Eligible & Ineligible Activities & Costs

Eligible costs are direct costs that are approved by the Evaluation Committee, properly and reasonably incurred, and paid by the applicant to carry out eligible activities. Eligible costs can only be incurred from the date that the funding from the application submission is approved until the final report is submitted.

Ineligible Activities & Costs

Any activity that is not outlined above or is not directly connected to activities approved in the application by the Evaluation Committee is not eligible for grant funding. This includes:

- Development of feasibility studies, business cases, architectural, engineering or other design drawings for the construction or renovation of facilities providing services to seniors, including housing and care facilities
- Fundraising
- Sidewalk, path or trail construction or improvements, or other infrastructure projects

8. Grant Maximum

Stream 1 can contribute a maximum of 100% of the cost of eligible activities – to a maximum of \$10,000. Stream 2 can contribute a maximum of 100% of the cost of eligible activities – to a maximum of \$10,000.

In order to ensure transparency and accountability in the expenditure of public funds, all other grant contributions for eligible portions of the project must be declared and, depending on the total value, may decrease the value of the grant

9. Application Requirements & Process

Application Deadline

November 15, 2020. Applicants will be notified of the status of their application within 60 days.

Required Application Contents

- Completed Application Form
- Local government Council approval indicating support for the current proposed activities and willingness to provide overall grant management
- Detailed budget that indicates the proposed expenditures and aligns with the proposed activities outlined in the application form. Although additional funding or support is not required, any other grant funding or in-kind contributions should be identified.

Application Submission Process

Please email by the closing date of November 2, 2020 your completed application to:

Email to: agefriendly@simcoe.ca

Subject: 2020 Simcoe County Municipal Grant program

Christy Tosh
Age-Friendly Community Lead
Health and Emergency Department
County of Simcoe

Phone: (705) 726-9300 ext. 1405 or cell (705) 229-7880

Review of Applications

The County of Simcoe will perform a preliminary review of applications to ensure the required application elements (identified above) have been submitted and to ensure that basic eligibility criteria have been met. Only complete application packages will be considered for funding.

Following this, the Evaluation Committee will assess and score all eligible applications based on the funding priorities. Higher application review scores will be given to applications that:

- Demonstrate direct participation of seniors
- Include collaboration with partners (e.g. school districts, First Nations or Aboriginal organizations, seniors, senior-serving organizations, community organizations and other local governments)

Point values and weighting have been established within each of these scoring criteria. Only those applications that meet a minimum threshold point value will be considered for funding.

The Evaluation Committee will also consider the location of each application in order to ensure a balanced representation of projects across Simcoe County.

10. Grant Management & Applicant Responsibilities

Grants are awarded to eligible applicants only and, as such, the applicant is responsible for completion of the project as approved and for meeting reporting requirements.

Applicants are also responsible for proper fiscal management, including maintaining acceptable accounting records for the project. The County of Simcoe reserves the right to audit these records.

Notice of Funding Decision

All applicants will receive written notice of funding decisions, which will include the terms and conditions of any grant that is awarded. Grants are awarded in two payments: 70% at the approval of the project and 30% when the project is complete and The County has received the required final report and a financial summary.

Please note that in cases where revisions are required to an application, or an application has been approved in principle only, the applicant has 30 days from the date of the written notice of the status of the application to complete the application requirements. Applications that are not completed within 30 days may be closed.

Changes to Approved Projects

Approved grants are specific to the project as identified in the application, and grant funds are not transferable to other projects. Approval from Evaluation Committee will be required for any significant variation from the approved project.

To propose changes to an approved project, approved applicants are required to submit:

- Revised application package, including updated, signed application form, budget and an updated Council resolution
- Written rationale for proposed changes to activities and/or expenditures

The revised application package will then be reviewed by the Evaluation Committee. Applicants are responsible for any costs above the approved grant.

A1b

Extensions to Project End Date

All approved activities to be started within the 2020 calendar year and all extensions beyond this date must be requested in writing and be approved by the Evaluation Committee of the County of Simcoe. Extensions will not exceed six months.

11. Final Report Requirements

Applicants are required to submit an electronic copy of the complete final report, including the following:

- Completed Final Report Form
- Financial summary
- Optional: photos of the project, media clippings, and documents developed or amended with grant funding.

In accepting funding your municipality agrees to acknowledge the County of Simcoe's assistance in general publicity and in specific publicity of the project for which funding is given.

Other Resources and Initiatives

The following are examples that may complement age-friendly community planning and projects:

Age-Friendly Responses to COVID-19

<https://www.aarp.org/livable-communities/network-age-friendly-communities/info-2020/age-friendly-responses-to-COVID-19.html>

How towns, cities and counties in the AARP Network of Age-Friendly States and Communities are serving and protecting their older residents during the global coronavirus pandemic

Age-Friendly and Dementia Friendly Communities - AARP

[https://www.aarp.org/livable-communities/network-age-friendly-communities/info-2016/...](https://www.aarp.org/livable-communities/network-age-friendly-communities/info-2016/)

More **communities** around the world are committing to becoming **age-friendly** and **dementia friendly**. As they do so, there's an increasing interest in how the two types of initiatives work together, and complement rather than compete.

Age-Friendly City - barrie.ca

<https://www.barrie.ca/Living/Inclusive-Community/Pages/Age-Friendly-City.aspx>

Seniors Advisory Committee. Committee Vision: that **Barrie** be recognized as a member of the WHO Global Network of **Age-Friendly** Cities. In 2014 the City established a Seniors Advisory Committee to provide advice and recommendations to City Council concerning opportunities to make **Barrie** a more **age-friendly** community, and to enhance and develop programs and services for seniors.

Age-Friendly Community - Oro Medonte

<https://www.oro-medonte.ca/community/age-friendly-community>

Age-Friendly Community. In a time where Ontarians are living longer, healthier lives and with the adult population expected to more than double by 2036, the Township of **Oro-Medonte** is working with the County of Simcoe and the community to develop the right strategies for an **Age-Friendly** Community.

Age Friendly Community Plan - Greater Madawaska

www.greatermadawaska.com/residents/seniors/age-friendly-community-plan

In June of 2016 Council approved the Greater **Madawaska Age Friendly** Community Plan. The Plan was developed with the help of a Steering Committee comprised of representatives from seniors interest groups and service organizations from throughout the Municipality.

Age-Friendly Communities - Canada.ca

<https://www.canada.ca/.../health-promotion/aging-seniors/friendly-communities.html>

Canada's senior population is growing. This makes it more important than ever to support the health and well-being of older Canadians. This way, seniors can lead healthy and active lives and stay involved in their **communities**. Making **communities** "age-friendly" is believed to be one of the best ways

Age-Friendly Communities Planning Outreach Initiative...

<https://agefriendlyontario.ca>

An **age-friendly** community (AFC) is a community where policies, services and physical spaces are designed to enable people of all ages to live in a secure and accessible physical and social environment.

<https://sagelink.ca/afc-communities-ontario>

Fill in the community profile template and email to swebster@seniorshealthknowledgeexchange.com to share information about your community's **age-friendly** initiative.

<https://agefriendlyontario.ca/afc-knowledge-exchange>

These networks include **age-friendly** leads from many of Ontario's 80+ **Age-Friendly** Communities. **Network** members meet regularly (by teleconference) to share their local **age-friendly** planning processes, describe innovative programs and services, and discuss emerging trends or gaps.

<http://www.london.ca/residents/Seniors/Age-Friendly/Pages/default.aspx>

The **Age Friendly** London **Network** is a community-based **network** with the vision of a diverse, vibrant, caring, and healthy community, which empowers all individuals to **age** well and have opportunities to achieve their full potential.

Age Friendly Community - Town of Wasaga Beach

<https://www.wasagabeach.com/.../age-friendly-community-for-seniors>

Wasaga Beach is one of the fastest growing communities in Canada. According to data from the 2016 Census, **Wasaga Beach** now has a population of 20,675.

Age-friendly Peterborough Plan - City of Peterborough

<https://www.peterborough.ca/en/city-hall/age-friendly-peterborough-plan.aspx>

Our communities are aging. In **Peterborough**, individuals over the **age** of 65 account for over 20% of our regional population. The shift towards an older population will have profound implications for individuals, families, and communities.

Building an Age-Friendly Simcoe County - Long Term Care

<https://www.simcoe.ca/dpt/ltc/age-friendly>

About An **Age-Friendly** Simcoe County. From the World Health Organization (WHO) to our municipal government, there is a call for an **age-friendly** society.

Finding the Right Fit: Age-Friendly Community Planning

www.seniors.gov.on.ca/en/resources/AFCP_Eng.pdf · PDF file

FINDING THE RIGHT FIT. Age-Friendly Community Planning 'A society for all ages is multigenerational. It is not fragmented, with youths, adults and older persons

Muskoka Age-Friendly Communities - District of Muskoka

<https://www.muskoka.on.ca/.../Muskoka-Age-Friendly-Communities.aspx>

Age-Friendly Community Planning **Muskoka** Master Aging Plan. The District is developing a Master Aging Plan with assistance from an **Age-Friendly** Community grant from the Ontario Government.

Resources | Age Friendly Communities | University of Waterloo

<https://uwaterloo.ca/age-friendly-communities/resources>

Ontario Seniors' Secretariat: Finding the Right Fit - Age-Friendly **Community** Planning; Ontario Ministry of **Community** and Social Services - Accessibility for Ontarians with Disabilities

Township of Tiny Senior Services - Township of Tiny

<https://www.tiny.ca/Pages/Senior-Services.aspx>

The Plan outlines **Tiny's** opportunities to enhance senior services and strategies to build an **Age-Friendly** Community. Enjoy lunch, speakers, receive a copy of **Tiny's** Directory of Senior Services, be a part of **Tiny's** Senior of the Year Award Ceremony and learn about local seniors' clubs and senior service providers in North Simcoe.



September 15, 2020

The Honourable Stephen Lecce
 Minister of Education
 22nd Floor, Mowat Block
 900 Bay Street
 Toronto, ON
 M7A 1L2

Dear Minister Lecce,

On behalf of the Board of Trustees for the Simcoe County District School Board (SCDSB), I would like to take this opportunity to bring forward concerns expressed by our school communities and my fellow Board of Trustees.

While the SCDSB is appreciative of the recent capital announcements for our jurisdiction, significant accommodation challenges remain in many of our communities. The ever increasing residential growth has resulted in rapidly increasing school populations. When combined with insufficient capacity, the result is a longstanding issue of over-crowding in many of our public schools. In recent years, this has been exacerbated by delays in the Ministry's capital priorities program, and now further complicated by the COVID-19 pandemic and the associated physical space needs and challenges that result. Some examples of the accommodation pressures our schools and students are facing include, but are not limited to:

- elementary schools in the community of Angus (Township of Essa) are a combined 414 students over capacity (160% utilized) with 22 portables in use;
- elementary schools in the community of Alcona (Town of Innisfil) are a combined 338 students over capacity (120% utilized) with 21 portables in use;
- elementary schools in the community of Alliston (Town of New Tecumseth) are a combined 350 students over capacity (123% utilized) with 18 portables in use;
- elementary schools serving west Orillia and the surrounding rural areas are a combined 254 students over capacity (129% utilized) with 15 portables in use and further restricted due to septic capacity;
- elementary schools in south Barrie are a combined 287 students over capacity with 23 portables in use. New development in south Barrie is continuing and 4,450 residential occupancies are projected over the next 2-3 years; and,
- significant facility condition pressures exist at Banting Memorial High School in Alliston.

As noted, these examples are not exhaustive, and the continued residential growth and influx of new families into Simcoe County increases our accommodation pressures by the day. We respectfully request that the Ministry continue with capital priorities project funding submissions in a timely fashion, so that growth boards such as the SCDSB can effectively plan for and accommodate our students in safe learning environments.



Another significant concern expressed by community and Board of Trustees is with regards to the criteria on which the Ministry of Education evaluates and approves capital priority business cases. Recent media announcements regarding new schools, including Shanty Bay, have highlighted the influence that both community members and elected officials have played in the decision making process by advocating directly to you. A perception currently exists that approvals are influenced by community and political advocacy more than the actual merits of the proposed projects. The SCDSB strongly supports the notion that criteria and evaluations should be transparent and based upon the relative needs of the school community. We believe this approach results in a stronger degree of trust in the overall process and is more fair and equitable for all of our students and communities.

Thank you for your consideration and I would be pleased to discuss at your convenience.

Sincerely,

A handwritten signature in black ink, appearing to read "J. Lloyd".

Jodi Lloyd
Chairperson
Simcoe County District School Board

c: Doug Downey, MPP, Barrie, Springwater, Oro-Medonte
Jill Dunlop, MPP, Simcoe North
Andrea Khanjin, MPP, Barrie, Innisfil
Jim Wilson, MPP, Simcoe Grey
Hon. Caroline Mulroney, MPP, York-Simcoe
Nancy Naylor, Deputy Minister of Education
Board of Trustees, SCDSB
Steve Blake, Director of Education, SCDSB
John Dance, Associate Director, SCDSB
Brian Jeffs, Superintendent of Business and Facility Services, SCDSB
All Simcoe County Municipal Clerks

From: AMO Communications <Communicate@amo.on.ca>
Sent: September 17, 2020 3:49 PM
To: Lisa Lehr <llehr@essatownship.on.ca>
Subject: AMO Policy Update – New Legislation, Regional Gathering Restrictions, Pre-Federal Throne Speech Submission

AMO Update not displaying correctly? [View the online version](#)
Add Communicate@amo.on.ca to your safe list



September 17, 2020

AMO Policy Update – New Legislation, Regional Gathering Restrictions, and Pre-Federal Throne Speech Submission

Provincial Legislation Introduction

Minister Steve Clark, Municipal Affairs and Housing, has introduced legislation that will, if passed, provide a residential rent freeze and extend suspension of commercial evictions for 2021 as well as change the future management of the municipal electors' list. Although the actual legislation is not available at this time, we are able to provide the following details.

Rent Freeze for Residential Tenants

The *Helping Tenants and Small Businesses Act* would, if passed, freeze rent in 2021 over a one-year period for tenants of most rent-controlled and non-rent-controlled residential units. This includes municipally funded community housing rental units.

Suspension of Commercial Evictions

The Bill, if passed, would change the *Commercial Tenancies Act* to extend the temporary ban on evictions for commercial tenants. The ban will prevent small businesses from being locked out or having their assets seized during COVID-19.

Municipal Electors' List

Minister Clark also announced legislation to change the *Municipal Elections Act* and *Elections Act* to create one unified Electors' List for provincial and municipal elections which will be in place for 2024 and subsequent municipal elections. The Minister first announced the intention to move forward with a single list in October 2019. Challenges with the Electors' List for municipal elections have been identified for some time, making election campaigns and administration more difficult for candidates and municipal staff. The proposed changes should reduce duplication and efforts by municipal elections officials to verify information and improve the voting experience for the public.

AMO will review the legislation once publicly available and will provide updates to members when required.

Regional Gathering Restrictions and Increased Enforcement

The Ontario government has amended order O. Reg 364/20: Rules for Areas in Stage 3 under the *Reopening Ontario (A Flexible Response to COVID-19) Act, 2020*, to set a new limit on the permitted number of people to attend social gatherings and organized public events in the Toronto, Ottawa, and Peel Region public health unit areas that have higher rates of transmission of COVID-19. This includes functions, parties, dinners, gatherings, BBQs, or wedding receptions held in private residences, backyards, parks, and other recreational areas.

This amended order sets a new limit on the number of people allowed to attend an unmonitored social gathering or organized public event in three specific regions to:

- 10 people at an indoor event or gathering (previous limit of 50); or
- 25 people at an outdoor event or gathering (previous limit of 100).

Additionally, to increase compliance with public health guidelines, both within these three regions and across Ontario, amendments to the *Reopening Ontario (A Flexible Response to COVID-19) Act* would, if passed, create:

- a new offence regarding hosting or organizing a gathering in residential premises or other prescribed premises that exceeds limits under an order
- a minimum fine of \$10,000 for organizers of these gatherings
- authority for the Lieutenant Governor in Council to prescribe additional types of premises for the purpose of the new offence
- authority for a police officer, special constable, or First Nations constable to order the temporary closure of a premise where there are reasonable grounds to believe that any gathering exceeding the number of people allowed is taking place and require individuals to leave the premises.

Pre-Federal Throne Speech Submission

With the Federal Throne Speech expected next Wednesday, September 23, AMO President, Graydon Smith, wrote to Prime Minister Trudeau and Minister Freeland yesterday, regarding "Supporting Communities: Driving Recovery in the Wake of COVID-19".

In navigating the COVID-19 environment, AMO recognizes that Ontario's municipal governments can drive aspects of economic recovery and ongoing safety to ensure a path toward greater national prosperity. To that end, AMO is outlining policy priorities that align with the Federation of Canadian Municipalities (FCM). These priorities can lead to a fair, safe, and inclusive recovery for all Canadians.

AMO's COVID-19 Resources page is being updated continually so you can find critical information in one place. Please send any of your municipally related pandemic questions to covid19@amo.on.ca.

*Disclaimer: The Association of Municipalities of Ontario (AMO) is unable to provide any warranty regarding the accuracy or completeness of third-party submissions. Distribution of these items does not imply an endorsement of the views, information or services mentioned.

From: AMO Communications <Communicate@amo.on.ca>

Sent: September 23, 2020 6:31 PM

To: Lisa Lehr <llehr@essatowship.on.ca>

Subject: AMO Update: 2020 Federal Throne Speech Lays Out Priorities Including Climate Action, Expanding Rural Broadband, Improved Housing Access, Child Care and Long-Term Care Standards

AMO Update not displaying correctly? [View the online version](#)
Add Communicate@amo.on.ca to your safe list



September 23, 2020

AMO Update: 2020 Federal Throne Speech Lays Out Priorities Including Climate Action, Expanding Rural Broadband, Improved Housing Access, Child Care and Long-Term Care Standards

Her Excellency, Governor General Julie Payette, delivered the Trudeau government's Speech From The Throne today in the Senate. Throne Speeches lay out broad directions and priorities the government proposes to implement through legislation, policy, spending and other actions during the coming Parliamentary session. Prime Minister Trudeau will address Canadians regarding the priorities in the Speech later this evening.

The federal government is in a minority government situation and a Throne Speech requires the confidence of the House of Commons. This means that the government will require the support of opposition members to pass the Speech. The government and opposition parties will now be assessing the ability to pass the Speech.

Headline Speech commitments include expanding COVID-19 testing capacity to reduce delays; targeted financial support in the event of future localized lockdowns; and creation of 1 million jobs.

Significant commitments of interest to Ontario municipal governments include:

- Keeping the Canada Emergency Response Benefit (CERB) into 2021 and changing Employment Insurance in the long-term to include gig workers, the self-employed;
- Keeping supports such as the Canada Employment Wage Subsidy (CEWS) and the creation of a new disability benefit;

- Investments in infrastructure such as public transit and active transportation; flooding and fire prevention; clean energy and building energy efficiency upgrade supports; affordable housing and reduction of homelessness – including recent initiatives for rapid housing;
- Rural broadband expansion through “accelerating the timelines and ambitions” of the Universal Broadband Fund;
- Action on long-term care with national standards, supports for ageing in place and “*Criminal Code* amendments to explicitly penalize those who neglect seniors under their care;”
- Investing in a childcare and early learning system as well as creating a strategy for women in the economy;
- Banning single use plastics next year and improving recycling as well as creating a Canadian Clean Water Agency;
- Modernizing the *Environmental Protection Act* and legislating the goal of net-zero energy emissions by 2030 as well as expanding electric vehicle charging; and
- Targeted support for travel and tourism, cultural and performing arts, and hospitality industries that have been hardest hit from the pandemic.

Of specific interest to municipal governments, the Speech promised action to continue municipal ability to ban handguns; expanding urban parks and access to greenspace and changes to improve civilian oversight of policing including the RCMP as part of its priority to reduce systemic racism.

Many of the items included in the speech were proposed by AMO to the federal and provincial government as investments that could help communities recover from the economic fall out of the pandemic. Municipal officials are encouraged to watch or read the Throne Speech to assess items of interest for their own communities. AMO will continue to analyze the Speech and monitor the progress of commitments made within it and report to members on relevant developments.

AMO Contact:


Craig Reid, Senior Advisor, creid@amo.on.ca, 647-200-7189.

*Disclaimer: The Association of Municipalities of Ontario (AMO) is unable to provide any warranty regarding the accuracy or completeness of third-party submissions. Distribution of these items does not imply an endorsement of the views, information or services mentioned.

From: AMO Communications <Communicate@amo.on.ca>
Sent: September 24, 2020 10:01 AM
To: Lisa Lehr <llehr@essatownship.on.ca>
Subject: AMO WatchFile - September 24, 2020

AMO WatchFile not displaying correctly? [View the online version](#)
 Add Communicate@amo.on.ca to your safe list

AMO watchfile



September 24, 2020

In This Issue

- CMHC Housing Supply Challenge.
- Space still available for AMO's Land Use Planning training.
- Energy reporting deadline: Only one week left!
- Work Order Module now part of LAS Road Service.
- Municipal Group Buying Program: Fall webinar series.
- Investments 101 training available now.
- Keeping Pace: Cyber Security in Ontario's Public Sector.
- Careers with Burlington, Ottawa, Richmond Hill, Greater Sudbury and McKellar.

Federal Matters

The Housing Supply Challenge looks to increase the creation of housing supply by asking Canadians to propose innovative solutions to long-standing barriers. With up to \$300M in funding available over 5 years, the Challenge will run several rounds and fund a broad portfolio of solutions. The first round of the Challenge, data driven, is launching on October 20, 2020. Sign up for updates by visiting the [Housing Supply Challenge web page](#).

Eye on Events

AMO's Land Use Planning workshop offers municipal decision makers deep understanding of the principles and key elements of land use planning that inform implementing and managing the land use policy framework in Ontario. [Register now!](#)

LAS

The October 1 deadline to report your annual energy consumption is quickly approaching. The [BPS Reporting Portal](#) is still open. Email BPSsupport@ontario.ca for any questions on reporting or O.Reg. 507/18.

The [LAS Road & Sidewalk Assessment Service](#) is improving to serve you better! We've added a powerful work order module to help your municipality operate more efficiently. Check out [this week's blog post](#) and [join our webinar on October 6](#) to learn more about this exciting new tool.

20

The [Municipal Group Buying Program](#) has expanded a lot since its launch last year.

A3c

Check out our webinars in October and November to learn more. Upcoming topics include Playground Equipment, Life-Cycle Cost Analysis, Zamboni and more!

ONE Investment

Online Investments 101 training available till December, 2020. To register click here. Learn about fundamentals of investing and what it means for your municipality to invest under the Legal List and Prudent Investor Standard. For inquiries, contact one@oneinvestment.ca.

Municipal Wire*

On October 1, the Cyber Security Centre of Excellence is hosting a conference that will explore current and future cyber risks to the broader public sector. Hear addresses from experts and learn how to implement best practices and build stronger cyber security profiles that protect vital information and systems. Register for free.

Careers

Corporate Fleet Business Improvement Specialist - City of Burlington. Job No.: RPF-123-20. Employment Status: Contract position - 8 months. Reports to: Manager, Fleet Services & Operations Centre. Posting Closing Date: October 1, 2020. To apply, please visit Burlington Career Opportunities and click on "View Jobs". Please note that applications are only accepted online.

Director, Payroll, Pensions & Benefits - City of Ottawa. Department: Finance Services. Position status: 1 Full Time Continuous. Competition Number: 2020-EX-EN-53018972-01. Deadline: October 6, 2020. For more information and to apply, please visit the career site on the City of Ottawa website.

Manager, Policy and Licensing - City of Richmond Hill. Posting ID: 525. Department: Community Services, Community Standards Division. Job Type: Full Time. Application Deadline: October 16, 2020. For more information and to apply online, please see Richmond Hill Employment.

Director of Economic Development - City of Greater Sudbury. To learn more about this exciting opportunity, please visit Current Opportunities on our website. Please submit your résumé in confidence by Monday, October 19, 2020 at 4:30 p.m. by e-mail to: hrjobs@greatersudbury.ca or fax number: 705.688.3979. Any application received after this deadline will not be considered. Please reference the Employment Opportunity number EX20-451 on your resume.

Chief Administrative Officer / Clerk - Township of McKellar. If you enjoy the outdoors, boating, swimming, fishing, hiking or just relaxing at the shore, come and immerse yourself in the beauty of Majestic McKellar; a place to call home. For a detailed candidate profile and to explore this exciting opportunity in strict confidence, email tim@tdobbie.com or call Tim Dobbie Consulting Ltd. at 905.637.0000. To submit resumes, email la@tdobbie.com by Wednesday, October 21st, 2020.

Treasurer / Tax Collector - Township of McKellar. A 20 minute drive from the Town of Parry Sound, the Township of McKellar boasts 15 lakes and numerous rivers to beckon you back to nature and peaceful surroundings. For a detailed candidate profile and to explore this exciting opportunity in strict confidence, email tim@tdobbie.com or

call Tim Dobbie Consulting Ltd. at 905.637.0000. To submit resumes, email la@tdobbie.com by Wednesday, October 21st, 2020.

About AMO

AMO is a non-profit organization representing almost all of Ontario's 444 municipal governments. AMO supports strong and effective municipal government in Ontario and promotes the value of municipal government as a vital and essential component of Ontario's and Canada's political system. Follow [@AMOPolicy](https://twitter.com/AMOPolicy) on Twitter!

AMO Contacts

[AMO Watch File](#) Tel: 416.971.9856

[Conferences/Events](#)

[Policy and Funding Programs](#)

[LAS Local Authority Services](#)

[MEPCO Municipal Employer Pension Centre of Ontario](#)

[ONE Investment](#)

[Media Inquiries](#) Tel: 416.729.5425

[Municipal Wire, Career/Employment and Council Resolution Distributions](#)

*Disclaimer: The Association of Municipalities of Ontario (AMO) is unable to provide any warranty regarding the accuracy or completeness of third-party submissions. Distribution of these items does not imply an endorsement of the views, information or services mentioned.

From: AMO Communications <Communicate@amo.on.ca>
Sent: September 29, 2020 4:50 PM
To: Lisa Lehr <llehr@essatownship.on.ca>
Subject: AMO Policy Update – New Long-Term Care Funding, Measures, Community Paramedicine to Address COVID-19



September 29, 2020

AMO Policy Update – New Long-Term Care Funding, Measures, and Community Paramedicine to Address COVID-19

Today the government announced new investments of close to \$540 million for long-term care as part of the government's COVID-19 Fall Preparedness Plan. The funding is intended to help protect residents, caregivers, and staff in long-term care homes from future surges and waves of COVID-19. It will be spent on necessary renovations and measures to improve infection prevention and control, increasing personal protective equipment (PPE) stockpiles, and building a strong health care workforce.

These investments include a new investment of \$2.8 million to extend the High Wage Transition Fund to ensure that gaps in long-term care staffing can continue to be addressed during the pandemic. The government has also committed to work with municipal partners to use community paramedics to help people on the long-term care waitlist stay in their own homes longer. This is part of their work to look at innovative solutions to provide more care where and when people need it.

The full list of new provincial investments includes:

- \$405 million to help homes with operating pressures related to COVID-19
- \$61.4 million for minor capital repairs and renovations in homes to improve infection prevention and control
- \$40 million to support homes that have been impacted by the changes in occupancy numbers due to COVID-19
- \$30 million to allow long-term care homes to hire more infection prevention and control staffing, including \$20 million for additional personnel and \$10 million to fund training for new and existing staff

- \$2.8 million to extend the High Wage Transition Fund to ensure that gaps in long-term care staffing can continue to be addressed during the pandemic
- providing all long-term care homes with access to up to eight weeks of supply of PPE so they are prepared in case of outbreaks
- working with municipal partners to use community paramedics to help people on the long-term care waitlist stay in their own homes longer.

Finally, the government is also revising visitor policies to prevent the spread of infection in long-term care homes. Effective Monday, October 5, 2020, visitors to long-term care homes in these areas will be restricted to staff and essential visitors only, which includes essential caregivers.

AMO's [COVID-19 Resources](#) page is being updated continually so you can find critical information in one place. Please send any of your municipally related pandemic questions to covid19@amo.on.ca.

*Disclaimer: The Association of Municipalities of Ontario (AMO) is unable to provide any warranty regarding the accuracy or completeness of third-party submissions. Distribution of these items does not imply an endorsement of the views, information or services mentioned.

From: AMO Communications <Communicate@amo.on.ca>
Sent: September 30, 2020 4:16 PM
To: Lisa Lehr <llehr@essatowship.on.ca>
Subject: AMO Policy Update – COVID-19 Fall Plan, COVID-19 Modelling, Social Assistance Recovery/Renewal Plan, Food/Organic Waste Policy Statement, Pre-Budget Submissions

AMO Update not displaying correctly? [View the online version](#)
Add Communicate@amo.on.ca to your safe list



September 30, 2020

AMO Policy Update – COVID-19 Fall Plan, COVID-19 Modelling, Social Assistance Recovery & Renewal Plan, Food & Organic Waste Policy Statement, and Pre-Budget Submissions

Provincial COVID-19 Fall Plan

The Ontario government has released their \$2.8 billion COVID-19 fall preparedness plan to make sure that the Province's health care, long-term care, and education systems are prepared for the immediate challenges of the fall, including a second wave of COVID-19 and the upcoming flu season. The full provincial plan *Keeping Ontarians Safe: Preparing for Future Waves of COVID-19* was developed by the Province to quickly identify, prevent, and respond to surges and waves of the virus to protect the health and safety of all Ontarians.

COVID-19 Modelling

The Province has released its updated COVID-19 modelling today which confirms that the Province is experiencing a second wave in cases similar to what other jurisdictions have experienced. This updated model provides the public with some powerful information about the potential health consequences if we are not all collectively following the well-known public health measures.

Social Assistance Recovery & Renewal Plan

The government has now announced their plan for social assistance recovery and renewal, as part of the effort to support employment and economic recovery from the COVID-19 emergency. It will change the way that both municipally administered Ontario Works and the provincial Ontario Disability Support Programs are delivered and structured. There are no indications that it will increase municipal costs. A primary goal is to redirect human resources from doing administration to providing more frontline service to clients.

The first recovery phase will be rolled out in the coming months. The focus will be on improved access to employment and training services, developing new digital tools and modern service options, and ways to process financial assistance faster.

Moving beyond recovery into renewal, a new provincial-municipal transformation vision will be developed collaboratively. The government is committing to a co-design process with municipal governments and District Social Service Administration Boards that administer and co-fund social assistance.

Provincial Food and Organic Waste Policy Statement Amendments

This morning, Minister Yurek announced proposed changes to the Food and Organic Waste Policy Statement. A number of amendments are proposed including:

- clarifying and expanding the materials collected in municipal source separated organics programs,
- improving tracking and reporting of organic waste diversion or reduction efforts, and
- clarifying that efforts to meet targets apply past 2025.

Most notable is the strengthened direction (from 'encouraged' to 'should') related to the need for municipal and Industrial, Commercial, and Institutional (ICI) source separated organic programs to accept compostable products, packages, and offerings such as coffee pods at organic processing facilities. The Minister was clear in his comments at the press conference that the government was not making this mandatory (i.e. 'shall') but this would be considered in future years. The proposal is posted on the Environmental Registry for a 45-day consultation period. AMO will be providing comments on behalf of our members.

In our view, it is critical that producers of these materials be made fully responsible for their management at end-of-life, which AMO has advocated for in the new Packaging, Paper and Packaging-Like Products (Blue Box) Regulation.

Provincial Pre-Budget Submission Process and Deadline

Here is the official process link for submissions to inform the provincial budget which legislatively must be tabled by November 15th. The deadline for submissions is October 15th.

AMO's COVID-19 Resources page is being updated continually so you can find critical information in one place. Please send any of your municipally related pandemic questions to covid19@amo.on.ca.

*Disclaimer: The Association of Municipalities of Ontario (AMO) is unable to provide any warranty regarding the accuracy or completeness of third-party submissions. Distribution of these items does not imply an endorsement of the views, information or services mentioned.

From: Federal Gas Tax Program <GasTax@amo.on.ca>
Sent: Thursday, October 1, 2020 9:12:26 AM
To: Sandie Macdonald <smacdonald@essatownship.on.ca>
Cc: Colleen Healey <chealey@essatownship.on.ca>; Carol Traynor <ctraynor@essatownship.on.ca>
Subject: AMO's annual report on the federal Gas Tax Fund is now available

Dear Mayor Macdonald,

I'm pleased to announce the release of AMO's latest annual report on the federal Gas Tax Fund. The report describes how our sector is investing federal Gas Tax funds to better serve residents and local businesses. I encourage you to review the report and share it with your colleagues on Council.

Sincerely,
Graydon Smith
AMO President

cc: Colleen Healey-Dowdall, Chief Administrative Officer
cc: Carol Traynor, Manager of Finance/Treasurer

A3F

The Federal Gas Tax Fund in 2019

29



AMO Association of
Municipalities Ontario

Letter from the AMO President



In 2019, the federal Gas Tax Fund was once again a significant source of infrastructure funding for communities all across Ontario – and in fact it was twice as impactful as it usually is.

That's because in March of 2019, the federal government announced a one-time doubling of the Fund. This "top-up" funding meant that Ontario's municipalities received more than \$1.6 billion in federal Gas Tax funding in 2019.

This major commitment from the federal government allowed municipalities to move forward on hundreds of local infrastructure projects, many of which would have been delayed without the additional funding.

This annual report showcases some of the projects that benefited from the top-up funding, and outlines how important investing in municipal infrastructure is to building better communities and improving quality of life across Canada.

As the voice of Ontario's municipalities, AMO represents almost one in three Canadians. We are proud of our work in administering the federal Gas Tax Fund. Local governments are responsible for so much of the infrastructure that people use every day. From clean drinking water and recreational facilities, to safe roads and bridges – municipalities are at the heart of delivering these services, along with many more.

Clearly, funding provided by the federal Gas Tax Fund is absolutely essential for municipalities to be able to keep providing these vital services. And the knowledge that the Fund is a permanent and predictable source of income for local infrastructure means that municipalities can plan their work and uphold their commitments to residents.

This annual report contains information on the benefits each project has brought to the community, showing how no matter where you live in Ontario, the federal Gas Tax Fund has had a positive impact.

In 2020 the federal government expedited the release of federal Gas Tax funding, distributing the full amount in June rather than in two installments as in previous years. This ensured important projects could continue even as the world was in the grip of uncertainty brought on by the COVID-19 pandemic. This report makes it very clear how important the predictability of this funding is to the people of Ontario.

Sincerely,

Graydon Smith - AMO President

In 2019, municipalities invested federal Gas Tax funds in:

31

Energy-efficient systems saving over 21 GWh of energy each year

enough to power 2,300 houses a year




15 km of watermains and 28 km of sewers
impacting over 33,000 residents




About 77 km of bike lanes, trails, and sidewalks

opening opportunities to explore Ontario



Over 3,200 lane-km of local roads

enough to drive from Kenora to Halifax



Arenas, playgrounds and parks

serving over 2.2 million Ontarians



17 public transit systems
collectively serving over 5.1 million Ontarians




Table of Contents

Letter from the AMO President	2
The Federal Gas Tax Fund	5
Investments of the Federal Gas Tax Fund	10
Benefits of the Federal Gas Tax Fund	20
Progress in Asset Management	21
Communications: Sharing the Benefits of the Federal Gas Tax Fund	26
Risk Management and Compliance	35
Appendix A: Project Results Reported in 2019	38
Appendix B: Financial Statements	41

32

This report describes how Ontario's communities invested and benefited from the federal Gas Tax Fund in 2019. The report is split into two parts. Part I summarizes investments, benefits, and AMO's approach to the administration of the Fund. Part II provides detailed financial information, compliance statements, and descriptions of projects supported by the Fund.

Both parts of this report are available at www.gastaxatwork.ca.



The Federal Gas Tax Fund


















About the Fund

The federal Gas Tax Fund provides permanent and stable federal funding for local infrastructure projects. Canadian municipalities receive over \$2 billion from the Fund each year.

Funds can be invested in the construction, enhancement or renewal of local infrastructure, used to improve long-term plans and asset management systems, shared with other communities to achieve common goals, or banked to support future projects. The Fund is flexible; local governments decide how funds can be best directed to address local priorities.

Municipalities can spread investments of the Fund over several project categories to boost productivity and economic growth, create a cleaner environment, and build stronger cities and communities – key national objectives of the Fund. Eligible project categories are listed below.¹

33

Productivity and Economic Growth	Clean Environment	Strong Cities and Communities
 Broadband Connectivity	 Brownfield Redevelopment	 Capacity Building
 Local and Regional Airports	 Community Energy Systems	 Culture
 Local Roads and Bridges	 Drinking Water	 Disaster Mitigation
 Public Transit	 Solid Waste	 Recreation
 Short-Line Rail	 Wastewater	 Sport
 Short-Sea Shipping		 Tourism



¹ Highways are also eligible under the federal Gas Tax Fund – but are not listed in the table above because highways are provincially owned and maintained in Ontario.

The Federal Gas Tax Fund in Ontario

Federal Gas Tax funds are distributed to provinces, territories and First Nations on a per-capita basis.² Ontario's communities received \$5.5 billion between 2014 and 2019.³ An additional \$3.4 billion will be transferred between 2020 and 2023.⁴

Administration of the Fund in Ontario is governed by the Administrative Agreement on the Federal Gas Tax Fund. Under the Administrative Agreement, AMO distributes funds to all municipalities in Ontario except for the City of Toronto, which receives funding directly from the Government of Canada. The Government of Ontario delivers funds to unincorporated areas of the province.⁵


AMO flows funds directly to municipalities upon receipt from the Government of Canada.⁶ Funds are distributed on a per-capita basis, with funding split 50/50 between upper- and lower-tier municipalities in two-tier systems. Municipal allocations can be found at www.gastaxatwork.ca/about-the-fund/allocations.

Predictable, up-front funding from the federal Gas Tax Fund allows local governments to plan for the long term, target funding to local priorities, and get projects moving quickly. The Ontario model recognizes that municipalities are a duly elected, accountable and transparent order of government. AMO's success in administering the program results in municipalities receiving funds in a timely fashion.

Each municipality's use of federal Gas Tax funds is governed by a Municipal Funding Agreement for the Transfer of Federal Gas Tax Funds. Under the Municipal Funding Agreement, municipalities can use funds to:

- Cover the full cost of an eligible project;
- Support an eligible project that benefits from other funding sources;
- Save and/or invest for future eligible projects;
- Finance long-term debt incurred for eligible projects;
- Accrue interest for subsequent application toward eligible projects;
- Develop and implement asset management plans; and
- Collaborate with other municipalities or non-municipal entities to fund an eligible project.

AMO works with municipalities to ensure that they comply with the *Municipal Funding Agreement*. See the Risk Management and Compliance section of this report for more information.



² The federal Gas Tax Fund is allocated to provinces, territories and First Nations on a per-capita basis, but provides a base funding amount – equal to 0.75% of total annual funding – to Prince Edward Island and each territory.

³ This amount includes the additional \$819.4 million released through Budget 2019 – effectively doubling 2019's distribution of the Fund.

⁴ The Administrative Agreement (see next paragraph) came into effect in 2014 and expires in 2023.

⁵ All subsequent references to communities, municipalities and local governments in this report are exclusive of the City of Toronto unless otherwise noted.


⁶ AMO distributed approximately \$4.4 billion between 2014 and 2019 (including additional funding released through Budget 2019) and will distribute an additional \$2.7 billion between 2020 and 2023.

34

A3f

Investment in 2019

	Local Roads and Bridges	\$445.9M
	Public Transit	\$196.5M
	Solid Waste	\$31.9M
	Recreation	\$23.6M
	Wastewater	\$20.6M
	Drinking Water	\$20.2M
	Community Energy Systems	\$19.6M
	Culture	\$9.3M
	Capacity-Building	\$5.1M
	Disaster Mitigation	\$4.8M
	Broadband Connectivity	\$2.4M
	Regional and Local Airports	\$2.4M
	Tourism	\$0.8M
	Sports	\$0.7M




35

Lakeshore Drive Improvements in Barrie

This project has improved the natural environment and enhanced a key community and economic area in the City of Barrie. Previously, culverts at Lakeshore Drive were unable to cope with even minor storms, resulting in frequent flooding. Federal Gas Tax funding was invested in the construction of much larger concrete box culverts to safely accommodate significant storms.

36

The new culverts were constructed as part of a larger project to restore Bunker's Creek and Dymont's Creek to a natural open channel, relocate Lakeshore Drive and create additional waterfront park space. Barrie's waterfront is a community gathering place, home to charity fun runs, festivals, family picnics and more.



Wastewater

A thriving community hub is benefiting from improved flood protection and an enhanced natural environment

City of Barrie

Population: 141,434

2019 Federal Gas Tax Allocation: \$17,410,050

Small Water System Pump Replacement in Temagami

Top-up funding helped the Municipality of Temagami replace and upgrade pumps in the backwash system at a water treatment facility – accelerating the completion of an urgent investment required to continue the distribution of clean water.

The Ontario Clean Water Agency (OCWA) identified the need for this investment several years ago, and work was initially slated for 2017. But with a population of 802, the municipality hadn't raised enough through water rates to finance the project.

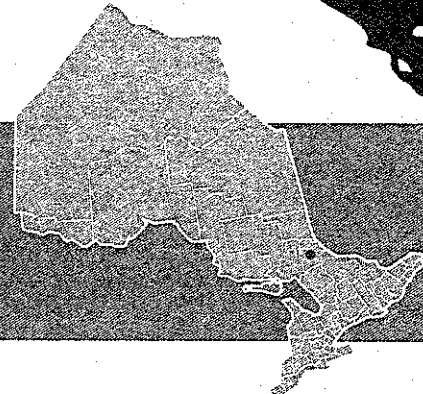
Temagami added a 15% capital levy to their rates in 2019 and was finally able to tackle the project in 2019 thanks to the levy and the top-up funds.

37



Drinking Water

The continued supply of clean water has been secured by upgraded pumps at a water treatment facility.



Municipality of Temagami

Population: 802

2019 Federal Gas Tax Allocation: \$103,166

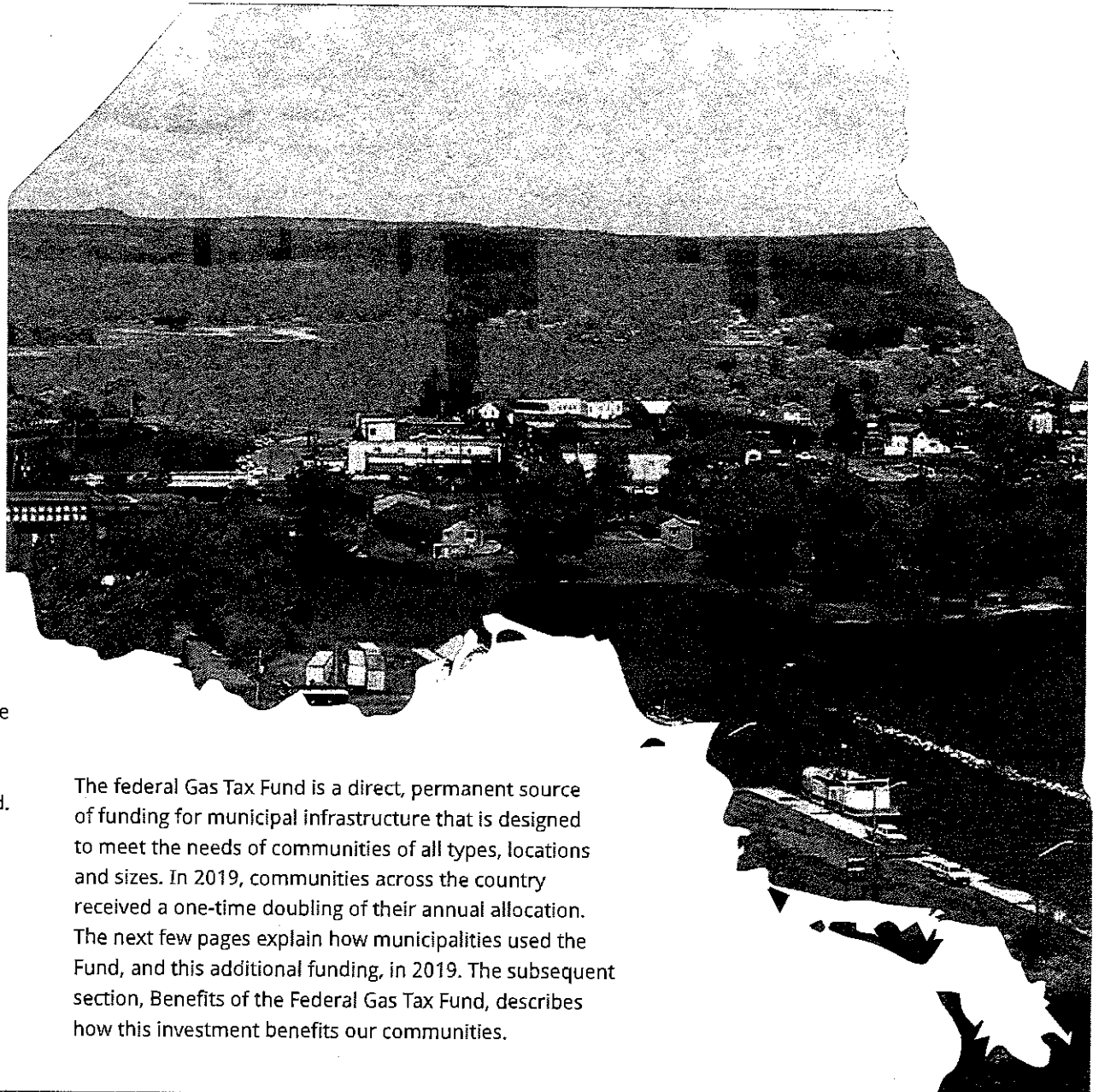
Investments of the Federal Gas Tax Fund

Safe and reliable infrastructure is critical to all Canadians

38

From the water we drink, to the internet we use, to the roads we travel – these assets impact many aspects of our lives. Keeping this infrastructure up to date is a significant undertaking, for which municipalities are largely responsible. Municipalities primarily use federal Gas Tax Funds to ensure their assets are in a state of good repair, which is no surprise given the overwhelming need in this area. In order to maintain and upgrade these infrastructure assets, investments from all levels of government are required.

Ontario has 444 municipal governments, each with its own needs and circumstances. Some are expanding to meet the demands of a growing population, while others are managing existing assets on a shrinking tax base. All communities, however, are adapting to the many changes that 2020 has brought, while continuing to adapt to climate change and extreme weather.



The federal Gas Tax Fund is a direct, permanent source of funding for municipal infrastructure that is designed to meet the needs of communities of all types, locations and sizes. In 2019, communities across the country received a one-time doubling of their annual allocation. The next few pages explain how municipalities used the Fund, and this additional funding, in 2019. The subsequent section, Benefits of the Federal Gas Tax Fund, describes how this investment benefits our communities.

135

Allocations in 2019

Communities across Canada received \$4.4 billion from the federal Gas Tax Fund in 2019 – an increase of \$2.2 billion over 2018’s distribution. The increase was due to the one-time doubling of the Fund announced in Budget 2019.

Ontario’s share of the Fund came to \$1.6 billion in 2019. AMO delivered nearly \$1.3 billion to municipalities across the province. Municipal allocations in 2019 are listed in [Part II](#) of this report.

Due to operational efficiencies in administrating the Fund, AMO distributed an additional \$12 million to communities from its reserves in 2019. This distribution is included in the allocations listed in [Part II](#). Surplus administrative funds are generally distributed every five years.

Communities carried an additional \$832 million in funding forward from 2018. Municipalities therefore had \$2.1 billion in federal Gas Tax funding available for investment in 2019.

Investment in 2019

Ontario’s municipalities invested nearly \$784 million from the federal Gas Tax Fund in 2019.⁷ Investments supported 1,439 local infrastructure and capacity-building projects worth a total of \$8.5 billion. To put this in perspective, municipal investment in infrastructure from all sources of funding totalled \$7.8 billion in 2018 (the latest year for which data is available).⁸ Funds left unused at the end of 2019 were held in municipal reserves to earn interest for future investments, and were largely allocated to ongoing or future projects.

Detailed project information is available in [Part II](#) of this Report. Benefits generated by these projects are summarized in [Appendix A](#).

Federal Gas Tax funds can be invested across 17 project categories, giving municipal governments the flexibility that they need to meet unique local needs. Investments made in 2019 spanned all but three of these categories – brownfield redevelopment, short-line rail, and short-sea shipping – indicating the diversity of infrastructure needs in communities across Ontario.

Transportation infrastructure was the primary beneficiary of federal Gas Tax investment in 2019. Investments in roads, bridges, and public transit infrastructure collectively comprised 82% of 2019’s federal Gas Tax expenditures.⁹ This focus on transportation infrastructure was expected; Ontario’s municipalities own over 140,000 km of roads and 15,000 bridges and large culverts – most of which were built over 50 years ago.

39

⁷ Financial information shown on this page was compiled from annual reports submitted to AMO by municipal staff. All but three communities had submitted an annual report to AMO by the time of compilation (August 21, 2020).

⁸ Municipalities (excluding Toronto) reported capital investment of \$7.8 billion in their 2018 Financial Information Returns, 2018 being the most recent year for which nearly complete information is available (two municipalities had not submitted their Returns by the time of publication).


Municipal capital investment is calculated by summing additions and betterments to tangible capital assets (schedule 51A, line 9910, column 3), construction in progress (schedule 51C, line 9910, column 2), and contributed (less donated) capital assets (schedule 53, line 1031, column 1), then subtracting capitalized construction in progress (schedule 51C, line 9910, column 3). See <https://efis.fma.csc.gov.on.ca/fir/Welcome.htm> for more information.

⁹ This number notably does not include investments made by the City of Toronto – which has historically invested the entirety of its federal Gas Tax allocation in public transit through the Toronto Transit Commission – or Local Roads Boards receiving funds through the Government of Ontario. Taking these recipients into account would increase the share of Ontario’s federal Gas Tax funding dedicated to transportation infrastructure.

Rehabilitation of John Street in Sundridge

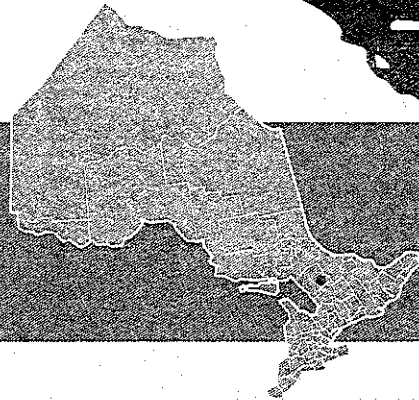
The small, rural community of the Village of Sundridge is benefiting from the investment of federal Gas Tax funding in the rehabilitation of a busy main street.

The rehabilitation of John Street has had a substantial impact on the community – both in economic growth and the strength of the community. John Street is home to the only grocery store in the village, as well as the only bank and hardware store. These businesses are vital to the economy and the community. Part of the rehabilitation included widening the street to allow for a new sidewalk.



Local Roads
and Bridges

Rehabilitating a busy main street has improved access for the community and boosted the local economy.



Village of Sundridge

Population: 961

2019 Federal Gas Tax Allocation: \$122,221


A35

Sidewalk and Trail Construction in Richmond Hill

The City of Richmond Hill has seen the number of cyclists more than double since construction of this new 2.25 km sidewalk and multi-use trail. Federal Gas Tax funds were invested in the creation of this route, which forms part of 18 km of recreational and commuter trails that also form part of the Lake to Lake Cycling Route and Walking Trail.

FF

The multi-use path allows recreational users and commuters to share off-road space, and provides cyclists with physically separated bike lanes that allow for more direct trips. It provides commuters with an active transportation option directly linked to the City's largest business park, promoting a cleaner environment and benefiting local businesses.



Local Roads and Bridges

More people are enjoying an active healthy lifestyle thanks to a new recreational trail and sidewalk

City of Richmond Hill

Population: 195,022

2019 Federal Gas Tax Allocation: \$11,935,955



Investment of 2019's Top-up Funding

Top-up funding released in 2019 is expediting and kickstarting infrastructure projects across Ontario. The additional funding allows municipalities to tackle projects that had been long delayed for lack of funds, invest in innovative new assets, undertake larger-scale projects, accelerate timelines and complete additional projects. Examples of some of the projects that municipalities have already completed using top-up funds are scattered throughout this report.

A significant amount of top-up funds were nevertheless held in municipal reserves and carried into 2020 at the end of 2019. The delay between the distribution of funds and their expenditure is partially a matter of timing. Municipal councils typically approve capital budgets in the winter preceding the construction season. Top-up funds were distributed in the summer. Some communities will therefore take at least a year to plan for the investment of top-up funds.

The delay is also, in part, a desirable consequence of effective asset management. Municipal staff plan infrastructure investments years in advance of construction, taking into account the condition of assets, council's priorities, community demands for service, and other factors. This planning process can be lengthy – and is critical to effectively target limited resources to long-term needs.

Leveraging Funds

Federal Gas Tax funds are intended to complement – without replacing or displacing – other sources of funding for local infrastructure. Many municipalities therefore leverage the Fund by combining federal Gas Tax funds with other sources of capital financing to stretch each federal Gas Tax dollar even further. For every \$100 of federal Gas Tax funds invested in projects completed between January 1, 2019 and December 31, 2019, municipalities invested an additional \$91 from other funding sources.¹⁰

Of course, municipalities also invested heavily in infrastructure projects that were not supported by the Fund – and this investment has increased drastically since the Fund was established. Between 2000 and 2004, municipal capital expenditures averaged \$3.9 billion per year. But over the five-year period preceding this report, municipalities invested \$7.6 billion per year in infrastructure.¹¹

This increased investment is critical to seal the infrastructure investment gap. The gap reflects the unfunded investment required to replace infrastructure that has exceeded its intended life, meet annual lifecycle costs, and accommodate growth. Some municipalities have implemented capital levies and turned to other revenue sources to ensure the continued and sustainable delivery of local services. Federal Gas Tax funding complements these efforts and provides critical support for small communities with limited fiscal capacity.

¹⁰ The City of Ottawa completed a \$2.1 billion light rail project in 2019 with \$74.5 million in federal Gas Tax funding. This long-running project began in 2011 and is unrepresentative of the typical project financed by the Fund in 2019. The project was therefore ignored when calculating leveraging above. Inclusion of the project would increase the leveraged amount to \$279 from other funding sources per \$100 from the federal Gas Tax Fund.


¹¹ Under the terms and conditions of the Administrative Agreement, the municipal sector is required to invest federal Gas Tax funds incrementally (i.e., as a complement to – rather than as a replacement or displacement of – other sources of funding for local infrastructure). Average annual municipal infrastructure investment over the life of the Administrative Agreement (i.e., 2014-2023) is compared to average annual municipal infrastructure investment over the five-year period preceding the establishment of the Fund (i.e., 2000-2004) to confirm that the sector is meeting this requirement. The growth in average annual municipal infrastructure investment suggests that it is.

A3f

Elevator Replacement in Wawa Community Centre

The elevator in the Municipality of Wawa's Community Centre has required more frequent repairs in recent years, impacting the accessibility of areas of the important facility. By investing federal Gas Tax funding in the purchase and installation of a vertical platform lift suitable for wheelchairs, the Municipality has ensured Wawa Community Centre can be safely and comfortably used by all members of the community.

Wawa Community Centre is used for a wide range of activities including hockey, dance classes, fitness classes, curling, figure skating and summer youth programs. It is also home to events such as the Wawa Fish Derby and the Winter Carnival.



3f



Recreation

All visitors can safely and comfortably access the popular community centre thanks to a new elevator.

Municipality of Wawa

Population: 2,905


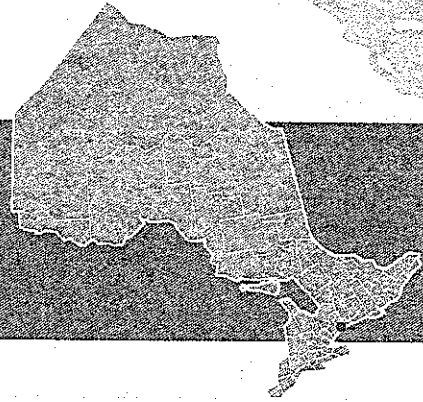

2019 Federal Gas Tax Allocation: \$369,296

Energy-Efficient Equipment Upgrades in Oshawa

Two key municipal recreational facilities in the City of Oshawa have been given energy-efficient upgrades thanks to the federal Gas Tax Fund. First, the Civic Recreation Complex benefited from the replacement and integration of boilers, dehumidification units, lighting control and connection to the building automation systems.



And at the Northview Community Centre – a shared recreation facility with youth and seniors' groups – the lighting system was upgraded to reflect the latest environmental LED technology, and a high efficiency tankless hot water system was installed.



Community Energy Systems

Recreational facilities have been improved for users with a series of energy-efficient upgrades

City of Oshawa

Population: 159,458

2019 Federal Gas Tax Allocation: \$9,691,229

Trends from 2014 to 2019

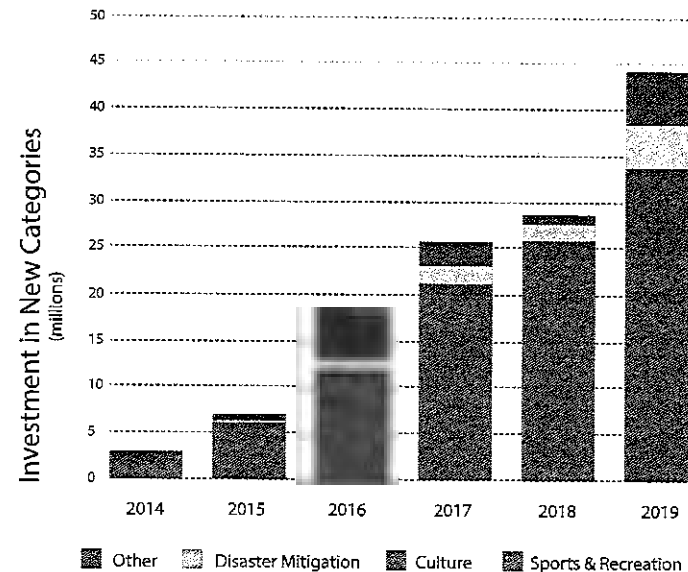
Municipalities have consistently targeted federal Gas Tax funds to transportation infrastructure. Of the \$3.8 billion that municipalities invested over the 2014 to 2019 period, 80% was invested in roads, bridges and public transit infrastructure.¹² This share has been remarkably consistent from year to year, indicating the recurring demand for investment in these assets.

Roads, bridges and public transit infrastructure have been eligible for federal Gas Tax investment since the Fund was established in 2005. Investments in capacity-building programs, community energy systems, drinking water systems, wastewater systems, and solid waste infrastructure have also been eligible since this time. Remaining project categories were introduced with the renewal of the Fund under the *Administrative Agreement* in 2014.

Investments in project categories introduced in 2014 have grown more than tenfold over the 2014 to 2019 period – from \$3 million to \$44 million. Growth was initially driven by investment in sports and recreation infrastructure as communities seized the opportunity to renovate arenas and expand recreation centres to deliver better services to residents. Municipalities invested over \$24 million in sports and recreation infrastructure in 2019 – up from less than \$2 million in 2014.

Investments in sports and recreation infrastructure stabilized around 2018, but a few large investments in cultural infrastructure (e.g., community centres and theatres) continued to push investment in new categories higher. Municipalities invested over \$9 million in cultural infrastructure in 2019.

Several communities have additionally invested funds in break walls and shoreline protection measures in recent years. These investments were partially in response to disastrous levels of flooding experienced across the province – 23 municipalities declared emergencies due to flooding in 2019 alone – and partially in preparation for further flooding brought on by climate change.



¹² The federal Gas Tax Fund was established in 2005, but the Administrative Agreement – which establishes the requirement to produce this report – governs the use of the Fund from 2014 through to 2023. Trends are therefore discussed only as far back as 2014. See AMO’s website on the federal Gas Tax Fund, www.gastaxatwork.ca, for information regarding the use of the Fund since 2005.

45

Breakwall Reconstruction in Blind River

Matinenda Landing boat launch is the Town of Blind River's only access point for people who have cottages on Lake Matinenda. A breakwall – critical to protect the boat launch's structure – was in need of repair, but the work had been postponed for several years due to a lack of available funds. In 2019, the Town experienced unusually high water levels on Lake Matinenda, and the need for the breakwall to be reconstructed became urgent.

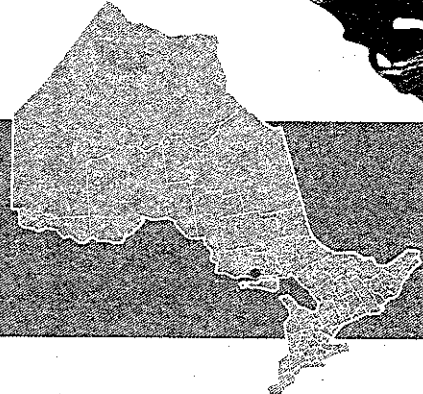
4

With the federal government providing a top-up to the federal Gas Tax Fund in 2019, municipalities in Ontario received over \$800 million in additional funding. Blind River was one of many communities that used the funding to accelerate an urgent project using this one-time top-up, and the breakwall was reconstructed without the municipality having to delay other vital infrastructure projects.



Disaster Mitigation

Urgent work to protect an important boat launch structure was completed following repeated delays.



Town of Blind River

Population: 3,472

2019 Federal Gas Tax Allocation: \$440,943

Breakwall Construction in James

A retaining wall on approximately 90 m of the Montreal River shoreline was failing and in need of urgent replacement. The retaining wall was built in the 1960s and had deteriorated so badly that it created a significant liability issue for the Township of James.

The 2019 federal Gas Tax Fund top-up allowed the failing wall to be replaced by a more modern, permanent solution. The work has reduced the risk of flooding and property damage. Residents and visitors can now walk along the breakwall safely and enjoy the beautiful scenery.



77



Disaster Mitigation

Properties are protected from flooding following the construction of a new riverside breakwall.



Township of James

Population: 420

2019 Federal Gas Tax Allocation: \$52,995

Benefits of the Federal Gas Tax Fund

Tangible Benefits

Investing the federal Gas Tax Fund boosts productivity and economic growth, creates a cleaner environment, and helps build stronger cities and communities. Municipalities track and report the benefits generated by federal Gas Tax projects to demonstrate the value of these investments to the community.

Measuring Benefits

AMO, in consultation with municipalities and with the approval of the Fund's Oversight Committee, developed a series of output and outcome indicators to measure the benefits of each infrastructure project. Municipalities began reporting benefits generated by federal Gas Tax investments under these new indicators in the 2016 reporting year. Municipalities now report benefits annually. Benefits are reported for each infrastructure project once construction is complete.¹³

Benefits Generated in 2019

Municipalities completed 847 infrastructure projects with help from the federal Gas Tax Fund in 2019. These projects involved the rehabilitation of roadways, installation of energy-saving retrofits, upgrade of recreation facilities, and more. Benefits generated by projects completed in 2019 are summarized in [Appendix A](#).

¹³ Outputs can typically be reported accurately immediately after construction – but many outcomes generally cannot. When resurfacing a road, for example, a community can easily assess the length of road resurfaced (the output) – but perhaps not the impact on traffic flow or usage of the road (the outcomes).

AMO therefore uses a mixture of outcome indicators that speak to both service levels (e.g., the length of road in a good state of repair) and service impacts (e.g., the number of residents benefitting from the investment). The former can typically be measured shortly after construction; the latter cannot. This approach balances the need for timely reporting against the practical constraints imposed by the data available.



Progress in Asset Management

Asset Management and the Fund

Municipalities own and manage local infrastructure to provide essential services that contribute to our quality of life. Asset management is the coordinated activity of municipal staff and elected officials to provide sustainable levels of service to the community.

Under the *Administrative Agreement*, municipalities are required to develop an asset management plan. Municipalities must also use the plan to guide infrastructure planning and investment decisions and to invest federal Gas Tax funds in priority projects.

The federal Gas Tax Fund provides critical support in helping municipalities make progress in the development and implementation of asset management plans. Municipalities have used \$44 million from the Fund to support 237 capacity-building projects focusing on asset management and long-term planning since 2014; 75% of the projects would help communities utilize asset management to identify local priorities for infrastructure investment.

Municipalities are expected to continuously improve and implement their asset management plans according to the requirements of the Asset Management Planning Regulation.

Municipal Progress in Asset Management

Asset management plans are collected and reviewed in order to assess and report on progress and inform current and future capacity-building initiatives. In 2019, an additional 53 municipalities improved their asset management plans.

While municipalities continue to make progress in asset management, very few municipalities identify priority projects in their plans due to lack of:

- Understanding of asset lifecycle costs, levels of service and risk assessment;
- Financial resources to collect and maintain the required data; and
- Adequate staff resources and training.

257 municipalities completed an optional asset management questionnaire in 2019 to report to AMO that they are improving their internal capacity by investing staff resources in training and educational programs, developing asset management governance structures, policies and strategies, improving quality of asset condition data, utilizing technology through use of financial, analytical and GIS software to gather information for better Council decision-making.


Under the guidance of its asset management working group, AMO will continue to monitor the municipal sector's progress in the development and implementation of asset management plans as required under the *Administrative Agreement*.

Guelph's Asset Management Decision Support System

By fostering an asset management culture which relies on accuracy and completeness of infrastructure data, the City of Guelph has been able to successfully address community needs in a timely and cost-effective way.

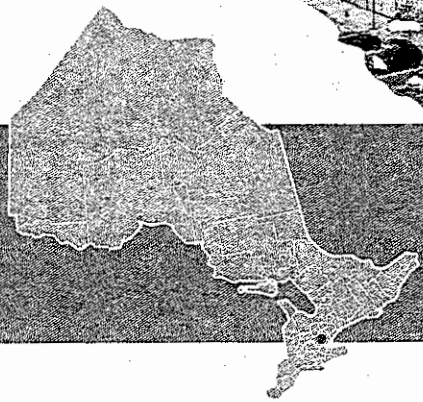
In 2019 the City used federal Gas Tax funds to implement a decision support system used to analyze the impact of funding and priority changes on condition and level of services in real time. The municipality uses the data it collects on costs, risks and service levels to support its budgetary and operational decision-making process.

Guelph describes this approach as a game-changer that has ensured the best outcomes regarding financial sustainability of assets. They are committed to using evidence-based business cases to set priorities for long-term financial planning.



Capacity building

Long-term financial planning is helping community needs be met in a timely and cost-effective way.



City of Guelph

Population: 131,794

2019 Federal Gas Tax Allocation: \$15,892,398

Technical Assistance for Small Municipalities

In 2019, AMO collaborated with Asset Management Ontario to provide hands-on training and technical assistance to 17 municipalities across the province. Training and assistance involved educating multi-disciplinary staff and elected officials on key concepts to help participating municipalities progress in the implementation of their asset management plans and establishment of a robust asset management system. The program was delivered in partnership with the Federation of Canadian Municipalities' Municipal Asset Management Program (MAMP), which is funded by the government of Canada.

Building on the success of the pilot project, AMO will continue to facilitate technical assistance activities in 2020-21 for an additional 33 municipalities with diverse challenges and training needs. AMO's involvement in this initiative leveraged existing support directed at ensuring sector progress in asset management and helped AMO support other associations and organizations (like local communities of practices) more effectively. With MAMP support and successes, there is also stronger advocacy at the federal level.

Municipalities that participated in the technical assistance project were able to successfully demonstrate progress in various competencies like policy and governance and planning and decision-making. Some of the participants were profiled in AMO's video series on asset management success stories featuring the role of elected officials in fostering a culture of collaboration and long-term thinking across their municipalities.

Online Training for Elected Officials

For a municipality to be successful in asset management, it is critical that both Council and staff are engaged and understand the benefits of asset management. Elected officials are the stewards of public infrastructure and set strategic direction on the allocation of financial resources that affect the quality and delivery of services provided to their communities.

In 2019, AMO launched a new introductory online course on asset management for elected officials. The course provides fundamental information on asset management, clarity on the role of Council, and guidance on the information that Council requires from municipal staff to adopt asset management as a decision-making tool for infrastructure investments. For more information, visit www.gastaxatwork.ca/asset-management/asset-management-elected-officials.

Fulton Street Pump Station Modifications in Halton

The Region of Halton created a 600 m pipeline connecting the newly constructed Fulton Street Pumping Station to the existing regional wastewater collection. Connection of the pipeline allows wastewater from the Town of Milton to be diverted to the Mid-Halton Wastewater Treatment Plant. Diverting this wastewater to the Mid-Halton site meant that the Milton Wastewater Treatment Plant was no longer required. It has since been closed, eliminating the associated operating costs.

The closure of the Milton Wastewater Treatment Plant will positively contribute to reducing greenhouse gas emissions and hydro consumption in treating wastewater. Federal Gas Tax funds were invested in this important work.



52



Wastewater

A new wastewater pipeline has led to a reduction in greenhouse gas emissions and hydro consumption.



Region of Halton

Population: 548,435

2019 Federal Gas Tax Allocation: \$32,913,683

AS

Rehabilitation of Lakeshore Drive in Madawaska Valley

The Township of Madawaska Valley invested federal Gas Tax funds in improving access to its waterfront area. Lakeshore Drive's road surface was replaced, and landscaping around the construction area has greatly improved access to much of the community's recreational attractions.

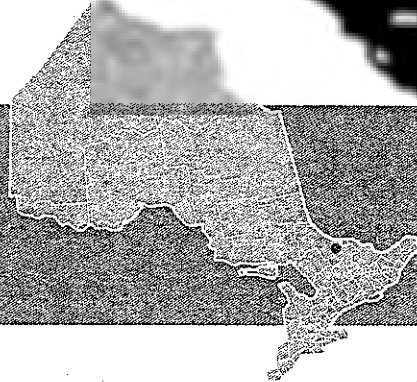
53

Families are enjoying the new outlook on their way to walking paths, the public beach, play structures in the park, and the tennis club, and the new infrastructure is further encouraging healthy, active lifestyles.



Local Roads and Bridges

Residents and visitors are enjoying improved access to a number of recreational waterfront attractions.



Township of Madawaska Valley

Population: 4,123

2019 Federal Gas Tax Allocation: \$264,002

Communications: Sharing the Benefits of the Federal Gas Tax Fund

Communications in 2019


Over a thousand local infrastructure projects across Ontario benefit from the support of the federal Gas Tax Fund every year. The Fund helps municipalities invest in the things that people rely on most and that improve the quality of life in communities – recreation centres, transit, roads and bridges, water systems and more.

Municipalities are expected to share news of the benefits of their local federal Gas Tax projects with parliament, the media, and their residents. AMO works with local governments and with Infrastructure Canada to help municipalities tell their success stories. In 2019, municipalities directed the Fund to 1,439 projects in Ontario.

AMO increasingly uses digital platforms to spread the word about the federal Gas Tax Fund and its positive impact on communities across the province. Traditional news releases also play a part, and AMO also regularly produces video profiles of various projects. AMO maintains a dedicated federal Gas Tax Fund website, www.gastaxatwork.ca, that is home to an online database of federal Gas Tax project information.

News Releases and Media Events

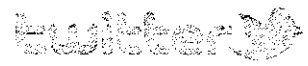
Despite the move to online platforms, traditional news releases still have a role to play in spreading the word about the federal Gas Tax Fund. News releases can attract local media coverage, a useful way of communicating construction starts and completion and highlighting local project benefits. In 2019, AMO worked with Infrastructure Canada and local governments to issue news releases on project announcements and to promote the top-up of the Fund.



fs

Social Media

With nearly all Canadians using the internet, it's clear that the internet and social media are very effective ways to share news about the benefits of the federal Gas Tax Fund. AMO posts regular Gas Tax updates on dedicated [Twitter](#), [Instagram](#) and [YouTube](#) channels.




The [@GasTaxInOntario](#) Twitter account was more active in 2019 than in 2018, with a 20% increase in total posts, a 275% increase in video posts, and a 7% increase in published links. Analytics reveal that video posts are most popular. The account also saw a 2.6% increase in followers in 2019.

Twitter Post 1	Twitter Post 2	Twitter Post 3
<p>The @City of Vaughan's Civic Centre Resource Library is a captivating space that serves 20,000+ people each month. It's...</p>	<p>If your budget 2019 features a one-time \$2.2 billion pop-up to the federal @FTF Ontario share at around \$600 million. Municipalities...</p>	<p>This week @AMO Ontario presented almost 61 billion in federal Gas Tax funding to Ontario municipalities. The #Federal...</p>
<p>Total Engagements: 136</p> <p>Retweets: 10</p> <p>Replies: 1</p> <p>Profile Visits: 10</p> <p>Link Clicks: 0</p> <p>Other Post Clicks: 106</p> <p>Other Engagements: 0</p>	<p>Total Engagements: 105</p> <p>Retweets: 2</p> <p>Replies: 0</p> <p>Profile Visits: 4</p> <p>Link Clicks: 80</p> <p>Other Engagements: 0</p>	<p>Total Engagements: 96</p> <p>Retweets: 0</p> <p>Replies: 3</p> <p>Profile Visits: 7</p> <p>Link Clicks: 65</p> <p>Other Engagements: 0</p>



In 2019, AMO launched an Instagram account to showcase the federal Gas Tax in Ontario. While this is still a relatively new account, statistics show that videos shared on the [@federalgastaxontario](#) account are often more popular than photos.




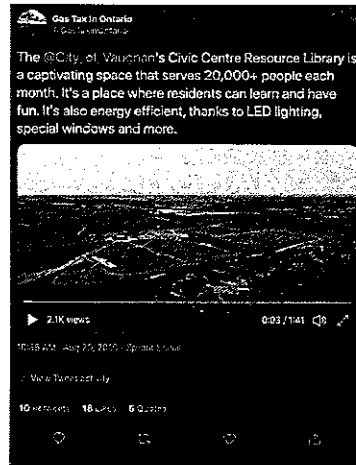
Videos

Video is an extremely effective way to promote a message, with social media users often unwilling to dedicate time to reading reports or articles. AMO produces video profiles of projects funded by the federal Gas Tax Fund. These are hosted on [YouTube](#), and can also be embedded directly on [Twitter](#) and [Instagram](#), as well as shared with municipalities for use on their own online platforms. The videos are also included in project profile articles hosted on the www.gastaxatwork.ca website.

AMO produced five Gas Tax videos in 2019.

- Central Huron’s New Storm Drain
- Vaughan’s Civic Centre Resource Library
- Brampton’s Investment in Public Transit
- North Perth’s Steve Kerr Memorial Complex
- 2019 Gas Tax Awards

The videos were viewed 814 times directly on YouTube. On Twitter, the videos were viewed 4,081 times in total.



5/5

ABF

Gas Tax At Work

AMO's dedicated [Gas Tax At Work](#) website features a mapping tool with information about exactly where and how the Fund is invested in Ontario's communities. In 2018, AMO began working on a complete website overhaul, including updating the mapping tool and giving the site an entirely new look and feel. The new site launched in spring 2019, and includes regular updates in the form of project profiles, a blog, and news releases.

The website also hosts Annual Reports and a large amount of useful information on the Fund. After launching in the spring, the website attracted 13,500 views up to the end of 2019.



57

Education

As an administrator of the Fund, AMO works directly with municipal governments to ensure that reporting and other requirements are met. AMO communicates program information through email, the WatchFile (AMO's weekly e-newsletter), at municipal education forums, by producing informational videos and through social media. Program information is always available on AMO's federal Gas Tax website, www.gastaxatwork.ca and our online reporting system includes detailed instructions.

AMO delivered a workshop on asset management and provided an update on the Fund at the 2019 AMO Conference in Ottawa, a gathering of roughly 2,400 municipal elected officials and staff. The workshop focused on the role of asset management as a decision-making tool for councils to help with identifying infrastructure priorities. Information about the federal Gas Tax Fund was also presented at the Municipal Finance Officers' Association (MFOA) and the Rural Ontario Municipal Administrators (ROMA) conferences in 2019.

Broadband Infrastructure Installation in Pickering

The City of Pickering invested federal Gas Tax funds in providing broadband infrastructure for a new business and housing development, Seaton Lands. Conduit and fiber optic cable was laid along the road as part of the work.

More than 300 households in the new development benefited from the broadband investment, with almost 10,000 more homes due to be built on the site by 2023. These new homes will also benefit from this project, as will commercial and business properties included in the plans for part of Seaton Lands.



58



Broadband
Connectivity

Businesses and thousands of homes
will benefit from investment in
broadband infrastructure

City of Pickering

Population: 91,771


2019 Federal Gas Tax Allocation: \$5,662,465

Installation of a Rink Cover in The North Shore

The Township of The North Shore's outdoor ice rink was built in the early 1990s, but had become difficult to maintain in the changing seasons. As well as problems with the ice surface, the change room facilities were in need of upgrades.

The new ice rink cover has made the ice surface easier to manage, and has allowed the area to be used in the summer for a range of activities including roller skating, markets and fairs. The top-up fund allowed for new energy-efficient LED lighting to be installed, improving energy efficiency at the facility. And the change rooms also now benefit from better insulation, heating and lighting.

59



A new rink cover has improved a well-used facility and made it suitable for additional events.



Township of The North Shore
Population: 497
2019 Federal Gas Tax Allocation: \$63,182

Gas Tax Awards


The AMO Federal Gas Tax Awards celebrate projects that demonstrate excellence in the use of the federal Gas Tax Fund and honour the communities that administer them. Between 2008 – when the Awards were established – and 2019, 29 municipalities received an award or honourable mention, representing communities of all sizes across Ontario. Applicants are evaluated by AMO's Awards Committee, which considers the extent to which projects:

Advance national objectives - by boosting productivity and economic growth, promoting a cleaner environment, or strengthening the community;

Support long-term planning – by building capacity for planning and asset management, addressing long-term needs, or generating long-lasting benefits;

Address local needs – by creating wide-ranging community benefits that meet the diverse needs of multiple residents and businesses; and

Demonstrate excellence – in design or execution, by adopting an innovating, efficient or effective approach to address local needs and achieve outcomes.





Region of Niagara's Trunk Sewer Rehabilitation

At the AMO Conference in August 2020 – held online for the first time due to the COVID-19 pandemic – AMO Past President Jamie McGarvey announced Niagara Region as the Gas Tax Award winner. The Hon. Catherine McKenna, Canada's Minister of Infrastructure and Communities, also recognized the project's innovation in her address to the Conference.

Niagara Region used an innovative engineering approach when replacing 2,300 m of trunk sanitary sewer in the City of Niagara Falls. Faced with a report that recommended immediate rehabilitation of the sewer, the Region was determined to keep costs down while minimizing disruption and any risk to the environment.

Federal Gas Tax funding was invested in the project, which utilized a trenchless method over the traditional open cut construction method, because of the overwhelming social, economic, environmental, and cost-savings benefits of using this technology. Thanks to this approach, the City's tourism sector was largely unaffected and the risk of sewage spills and flooding was avoided.

The project was featured in a video unveiled at the Gas Tax Awards ceremony, as part of the AMO Annual Conference.



AMO's annual Gas Tax Award is such a wonderful way to showcase the great work being done across the province. It really highlights the value and the impact of the federal Gas Tax Fund. Congratulations to this year's winner, Niagara Region. You combined innovation and environmentally-friendly engineering and supported long-term planning with your sewer pipeline project. And you did a great job keeping the impact on the busy Niagara Falls tourism sector minimal. Very impressive work.

The Hon. Catherine McKenna, Canada's Minister of Infrastructure and Communities

Since 2008 we have recognized projects that demonstrate excellence in the use of federal Gas Tax funds. This year, we had a dozen entries from all over the province, from municipalities both large and small. I know that the committee had a hard time choosing the winner. Congratulations to Niagara Region on their success.

Jamie McGarvey, AMO Past President


It's great to get recognition for the innovation that went into this project. The federal Gas Tax Fund played a very big role in making this happen.

Jim Bradley, Regional Chair Niagara Region

Energy-Saving Retrofits in Harris

The Township of Harris invested federal Gas Tax funds in a project that has increased energy efficiency in a key building in the community. The Township's municipal hall is now fitted with a new, energy-efficient furnace.

Also, the energy-efficient upgrades extended to the municipal hall's garage, where upgraded insulation was installed and old wooden doors were replaced with modern alternatives. These upgrades have resulted in a reduction of approximately 40% in annual energy used to heat the Hall, benefiting the environment and allowing the Township to reduce their operating costs.



Community
Energy Systems

Annual energy costs have been reduced by 40% at a key municipal building following upgrade work.

Township of Harris

Population: 545

2019 Federal Gas Tax Allocation: \$67,003

62

Risk Management and Compliance

AMO's Risk Management Framework

The *Administrative Agreement* establishes terms and conditions on the use of federal Gas Tax funds. AMO uses a risk-based approach that minimizes municipal administrative costs and recognizes municipalities as a mature order of government to monitor compliance with these requirements. The approach is defined by AMO's risk management framework.

The framework combines policies, plans, processes and education. These components collectively state AMO's goals and objectives pertaining to risk management, describe responsibilities and procedures for managing risk, and guide the development of training materials for municipal staff managing federal Gas Tax funds. The framework is reviewed annually. Components evolve as the framework matures.

Assessing Risk

Municipalities complete a questionnaire when reporting their use of federal Gas Tax funds to AMO. The questionnaire asks if specific financial policies and standard operating procedures relevant to administration of the Fund have been implemented. Sample policies and procedures are available to municipalities through AMO's online federal Gas Tax reporting tool. Responses to the risk management questionnaire are used to assess compliance risks and target AMO's efforts to manage risks. See [Part II](#) of this report for a copy of the 2019 questionnaire.

Monitoring Compliance

At least 10% of municipalities receiving federal Gas Tax funds through AMO are selected each year for a compliance audit. Municipalities are randomly selected by AMO's auditor, BDO Canada LLP, in accordance with established selection criteria. Audits are completed by BDO Canada LLP or Baker Tilly KDN LLP.

Compliance audits confirm that terms and conditions on municipalities' use of federal Gas Tax funds, as set out in the *Municipal Funding Agreement*, are met. Auditors additionally attest to the accuracy of responses to the questionnaire described above. Summaries of the compliance audits completed for the 44 municipalities selected in 2019 are available in [Part II](#) of this report.

AMO's Compliance Audit

The *Administrative Agreement* also establishes terms and conditions for AMO's administration of the Fund. A compliance audit is conducted each year to confirm that AMO has fulfilled these requirements.

The compliance audit for the year ending December 31, 2019 was completed by BDO Canada LLP. The audit confirms that AMO has complied with terms and conditions set out in the *Administrative Agreement*. A copy of the audit is included in [Part II](#) of this report.


63

Runway Rehabilitation in North Bay

YYB North Bay Jack Garland Airport is an important regional economic development asset and important logistical and engineering support hub that requires reliable and consistent air service.

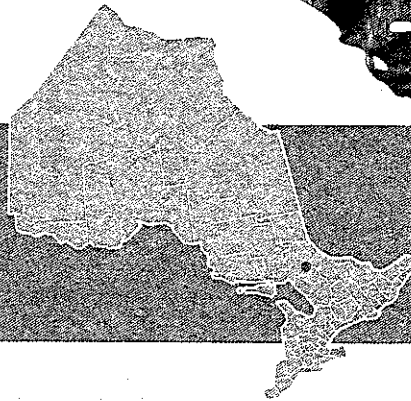
The City of North Bay invested federal Gas Tax funds in the rehabilitation of the 4,500 foot crosswind runway, which will help retain existing agreements with carriers while also allowing for future expansion. The airport attracts industrial and commercial investments to the region and also serves routes to winter vacation destinations.

49



Regional and Local Airports

Existing agreements with key airline carriers have been secured thanks to the rehabilitation of a runway



City of North Bay


Population: 51,553

2019 Federal Gas Tax Allocation: \$6,609,171

Arena Roof Surface Replacement in Wellesley

Wellesley Arena in the Township of Wellesley is a busy community facility, home to an ice rink, fitness centre, skate park, meeting rooms and more. The arena is more than 40 years old and has had ongoing problems with its roof. Federal Gas Tax funding was invested in replacing the roof, including coating and removal of interior low-e ceiling and insulation.

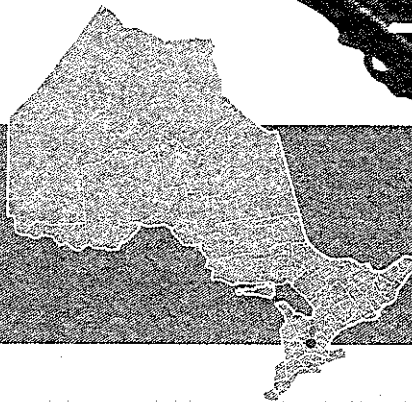
If this work was not done, Council would have had to close the facility due to structural concerns identified by two independent engineering firms. The roof was leaking and the weight of the insulation, which was by now absorbing large amounts of water, was deemed a hazard.



5



The life of a busy community asset has been extended thanks to vital improvements to its roof.



Township of Wellesley

Population: 11,260

2019 Federal Gas Tax Allocation: \$689,160


Appendix A: Project Results Reported in 2019

Investment in Completed Projects

Municipalities completed 847 infrastructure projects in 2019. The table below illustrates the distribution of these projects – and the funds that supported them – across project categories.¹⁴

Project Category	Completed Projects	Cumulative Federal Gas Tax Investment	Cumulative Project Costs
Broadband Connectivity	3	\$ 2,250,711	\$ 2,880,437
Brownfield Redevelopment	1	541,290	5,000,000
Culture	43	21,074,659	48,142,294
Disaster Mitigation	13	6,909,619	26,419,001
Disaster Preparedness	4	456,647	2,913,100
Electricity	620	476,075,542	949,759,128
Public Transit	24	492,408,375	2,771,758,205
Recreation	41	13,027,739	26,627,857
Regional and Local Airports	5	4,372,310	11,344,412
Water	7	19,457,286	25,650,803
Sports	4	898,035	1,580,834
Tourism	3	1,415,168	2,196,663
Waste	35	35,210,967	84,780,011
Other	44	28,471,734	92,709,184
Total	847	\$ 1,102,570,081	\$ 4,051,761,927

69




Project Results


Municipalities report results achieved by infrastructure projects supported by the federal Gas Tax Fund when construction is completed. Results achieved by the 847 infrastructure projects that completed construction in 2019 are described in the tables below.¹⁵


¹⁴ Cumulative federal Gas Tax investment is shown to the end of December 31, 2019 – but financing is ongoing for 54 of the 847 projects that completed construction in 2019.


¹⁵ Quantitative results were not available for 44 of the 847 infrastructure projects that completed construction in 2019.


A3F


 Broadband Connectivity		
	Projects	Total
Number of businesses positively affected	2	2,011
Number of households with improved broadband access (≥10 Mbps)	2	7,590


 Brownfield Redevelopment		
	Projects	Total
Area remediated, decontaminated or redeveloped (ha)	1	5,524
Volume of contaminated soil removed (m³)	1	5,260


 Energy Efficiency		
	Projects	Total
Number of buildings retrofitted	25	83
Number of buildings built with energy-efficient materials or systems	1	1
Number of LED street lights installed	4	16,126
Number of new or upgraded municipal electric vehicle charging stations	1	23
Number of new or upgraded solar power systems in municipal buildings	2	5
Increase in annual energy generation (MWh)	2	493
Reduction in annual energy consumption (GWh)	29	21
Reduction in annual fossil fuel consumption (ML)	4	153
Reduction in annual greenhouse gas emissions (tonnes of CO ₂ e)	3	356


 Culture		
	Projects	Total
Number of new, renovated or upgraded arts facilities	1	1
Number of new, renovated or upgraded libraries	3	3
Number of new, renovated or upgraded memorial buildings or structures	1	1
Number of renovated heritage sites or buildings	3	3
Increase in number of cultural events held annually	3	118
Increase in annual number of residents participating in cultural activities	4	25,609
Increase in annual number of visitors to the community	5	32,274
Number of businesses positively affected	7	539

 Waste Management		
	Projects	Total
Number of new garbage or recycling trucks	1	1
Number of new blue bins	1	417
Number of new landfill facilities	1	1
Number of rehabilitated or expanded landfill facilities	3	3
Increase in number of households participating in recycling collection	1	61
Increase in total waste collected, disposed in landfills, incinerated and diverted from landfills annually (tonnes)	1	3,531

 Disaster Mitigation		
	Projects	Total
Reduction in area at risk of damage from natural catastrophes (ha)	4	2
Reduction in projected annual emergency response cost	2	\$45,300

 Drinking Water		
	Projects	Total
Length of new water mains (km)	5	2
Length of rehabilitated or replaced water mains (km)	20	13
Increase in capacity of water storage tanks and reservoirs (ML)	2	33
Reduction in annual number of watermain breaks	16	125
Increase in number of properties connected to fire hydrants and/or with fire protection	5	288
Number of residents with access to new, rehabilitated or replaced water distribution pipes	22	15,290
Reduction in number of annual adverse water quality test results	3	8
Volume of drinking water treated to a higher standard (ML)	4	5,314

 Public Transit		
	Projects	Total
Number of new conventional buses	6	387
Number of new para transit vehicles	3	22
Number of new street cars or rail cars	1	17
Number of rehabilitated, refurbished or replaced conventional buses	1	3.0
Number of rehabilitated, refurbished or replaced para transit vehicles	3	24.0
Increase in number of accessible vehicles	7	316
Increase in number of accessible transit facilities	2	145
Average increase in annual number of regular service passenger trips on conventional transit per capita	2	7
Average increase in annual revenue vehicle kilometres per capita	2	1
Decrease in average age of fleet (%)	5	9
Number of residents with improved access to transit facilities	6	1,545,960
Number of transit facilities with accessibility or service upgrades/enhancements	8	181.0
Number of transit vehicles with accessibility or service upgrades/enhancements	8	321.0

 Regional and Local Airports		
	Projects	Total
Increase in number of annual aircraft take-offs or landings at the airport	1	300
Increase in number of annual airline passengers	1	790
Number of businesses positively affected	3	36



	Projects	Total
Roads		
Length of new paved roads and gravel roads converted to paved roads (lane-km)	35	162
Length of new unpaved roads (lane-km)	2	3
Length of rehabilitated unpaved roads (lane-km)	45	392
Length of rehabilitated or replaced paved roads (lane-km)	382	2,844
Length of roads with improved drainage (lane-km)	128	843
Increase in length of paved roads rated as good and above (lane-km)	357	2,532
Increase in length of unpaved roads rated as good and above (lane-km)	43	253
Increase in capacity of sand or salt storage sites (tonnes)	1	50
Number of intersections with advanced traffic management systems	16	36
Number of residents with access to new, rehabilitated or replaced roads	172	1,733,893
Number of residents with improved access to highways or neighbouring municipalities	94	1,029,146
Bridges and Culverts		
Number of new bridges	5	5
Number of new culverts	2	2
Number of rehabilitated or replaced bridges	43	59
Number of rehabilitated or replaced culverts	25	50
Increase in surface area of bridges with condition of the primary component rated as good and above (m ²)	38	15,575
Increase in surface area of culverts with condition of the primary component rated as good and above (m ²)	19	2,512
Surface area of new bridges (m ²)	6	2,842
Surface area of new culverts (m ²)	2	30
Surface area of rehabilitated or replaced bridges (m ²)	41	20,745
Surface area of rehabilitated or replaced culverts (m ²)	17	1,229
Number of residents with access to new, rehabilitated or replaced bridges	32	749,239
Number of residents with access to new, rehabilitated or replaced culverts	24	765,699
Active Transportation		
Length of new bike lanes (km)	6	9
Length of new sidewalks (km)	24	15
Length of new trails (km)	14	15
Number of new pedestrian bridges	2	4
Length of rehabilitated or replaced sidewalks (km)	23	33
Length of rehabilitated or replaced trails (km)	5	5
Number of rehabilitated or replaced pedestrian bridges	2	9
Surface area of new pedestrian bridges (m ²)	2	588
Surface area of rehabilitated or replaced pedestrian bridges (m ²)	1	88
Increase in surface area of pedestrian bridges with condition of the primary component rated as good and above (m ²)	1	233
Number of residents with access to new, rehabilitated or replaced bike lanes, sidewalks, hiking and walking trails, and/or pedestrian bridges	45	2,596,705

88



	Projects	Total
Recreation		
Number of new, renovated or rehabilitated comfort stations	3	13
Number of new, renovated or rehabilitated picnic shelters	3	3
Number of new, renovated or rehabilitated playground structures	4	5
Number of new, renovated, rehabilitated or upgraded arenas	10	10
Number of new, renovated, rehabilitated or upgraded community centres	8	9
Number of new, renovated, rehabilitated or upgraded fitness facilities	1	1
Number of new, renovated, rehabilitated or upgraded sport-specific courts	1	7
Number of new, renovated or upgraded public swimming pools	4	5
Length of recreational paths or trails constructed or improved	5	3,169
Increase in annual number of visitors to the community	5	45,018
Increase in annual number of registered users	3	2,807
Capacity of new, renovated, rehabilitated or upgraded arenas	2	1,350
Capacity of new, renovated, rehabilitated or upgraded community centres	1	3,000
Number of businesses positively affected by the investment in recreational infrastructure	6	173
Number of residents who will benefit	33	2,204,848



	Projects	Total
Sports		
Increase in annual available ice/field time (h)	1	1,600
Number of businesses positively affected	1	4
Increase in annual number of visitors to the community	3	24,518
Increase in number of registered users in a year	1	150
Increase in sporting events held annually	1	10



	Projects	Total
Tourism		
Number of businesses positively affected	3	45



	Projects	Total
Wastewater		
Length of new sanitary sewers (km)	3	2
Length of new stormwater sewers (km)	8	4
Length of rehabilitated or replaced sanitary sewers (km)	9	7
Length of rehabilitated or replaced stormwater sewers (km)	16	15
Increase in reserve sewage treatment plant capacity	1	39
Change in number of residents serviced by stormwater/sanitary infrastructure	9	18,464
Reduction in energy used by treatment system per ML of wastewater treated (kWh)	2	28
Reduction in annual number of sanitary sewer backups	6	25

A3f

23

Appendix B: Financial Statements




	2019	2014-2019
Opening Balance	\$1,457,756	
Revenues		
Received from Canada	\$1,297,872,568	\$4,381,248,773
Interest Earned	\$867,425	\$2,325,181
Transferred from the original program	\$0	\$16,190,205
Transfer from AMO's reserves	\$8,794,577	\$8,794,577
Net	\$1,307,534,570	\$ 4,392,368,531
Expenditures		
Transferred to Municipalities	\$(1,303,427,490)	\$(4,387,631,660)
Administration Costs	\$(3,239,655)	\$(18,601,895)
Net	\$(1,306,667,145)	\$(4,406,233,555)
Closing Balance	\$2,325,181	

19

Ultimate Recipients

	2019	2014-2019
Opening Balance	\$831,512,032	
Revenues		
Allocations Received from AMO	\$1,303,427,490	\$4,387,133,498
Proceeds from the Disposal of Assets	\$65,000	\$266,488
Interest Earned	\$24,894,759	\$94,509,660
Net	\$1,328,387,249	\$4,481,909,646
Transfers		
In	\$79,792,243	\$271,840,393
Out	\$(79,792,243)	\$(271,840,393)
Net		
Expenditures¹⁶		
Broadband Connectivity	\$(2,362,898)	\$(2,388,762)
Brownfield Redevelopment	-	\$(5,697,411)
Capacity-Building	\$(5,081,371)	\$(43,726,929)
Community Energy Systems	\$(19,590,152)	\$(112,055,281)
Culture	\$(9,323,483)	\$(15,091,482)
Disaster Mitigation	\$(4,797,575)	\$(9,465,735)
Drinking Water	\$(20,213,223)	\$(99,279,607)
Local Roads and Bridges	\$(445,896,310)	\$(2,306,936,038)
Public Transit	\$(196,482,204)	\$(770,153,820)
Recreation	\$(23,585,450)	\$(82,916,208)
Regional and Local Airports	\$(2,442,311)	\$(5,769,810)
Short-line Rail	-	\$(215,000)
Short-sea Shipping	-	-
Solid Waste	\$(31,945,099)	\$(144,381,937)
Sports	\$(709,073)	\$(3,002,893)
Tourism	\$(834,682)	\$(2,225,263)
Wastewater	\$(20,616,907)	\$(193,665,845)
Net	\$(783,880,738)	\$(3,796,972,022)
Closing Balance	\$1,376,018,543	

¹⁶ Financial information shown in this table was compiled from annual reports submitted to AMO by municipal staff. All but three communities had submitted an annual report to AMO by the time of compilation (August 21, 2020).



Association of Municipalities of Ontario (AMO)
200 University Ave., Suite 801, Toronto, ON M5H 3C6

Telephone direct: 416-971-9856
Voicemail: 416-971-8099
Fax: 416-971-6191
Toll-free in Ontario: 1-877-4-AMO-LAS (1-877-426-6527)
E-mail: gastax@amo.on.ca
Twitter: @GasTaxinOntario
Instagram: @federalgastaxontario
Linkedin: The Federal Gas Tax Fund in Ontario
Websites: www.amo.on.ca
www.GasTaxAtWork.ca
www.infrastructure.gc.ca

Part I and II of this report can be downloaded at AMO's website.

of

A3f



September 17, 2020

DELIVERED VIA EMAIL ON September 17, 2020

Mike Jones
Azimuth Environmental Consulting Inc.
642 Welham Road
Barrie, Ontario
L4N9A1

and to:

Rayna Thompson
Brookfield Properties
3381 Steels Avenue, Suite 100
Toronto, ON
M2H3S7

Dear Mike & Rayna:

Re: Baxter Class EA Amendment Phase I/II Draft Report

First, thank you for providing the Township of Essa (Township) with the second draft of the Baxter Class EA Amendment Phase I/II draft report and the comments from the Public Consultation session for review that was completed on (08-September-2020).

We appreciate the time you took to discuss the desire of the Township and/or residents in the Baxter area regarding the proposed alternatives (S3 & S4) on Tuesday (25-August-2020) and the provided revised draft report for our review based on the initial comments that have been provided by the Township and Ainley Group on (17-July-2020).

Background

The developer completed an Environmental Assessment in 2012 (Jones,2012) which recommended that a Sewage Pumping Station and Forcemain be carried forward as a preferred alternative (total length of 9.15 Km). Brookfield undertook the detailed design and received a 100% completed design estimated at

A4

\$3.4 million for the Sewage Pumping Station and Forcemain to Angus from the design engineer. Tender quotes were received from several contractors that ranged from \$7.3 million to \$9.1 million for just the Forcemain based on the Baxter Class EA Amendment Phase I/II draft report (Azimuth,2020).

Azimuth Environmental Consulting Inc. (Azimuth) provided a draft report on behalf of Brookfield Properties (Brookfield) to amend the class EA for the community of Baxter completed in 2012 (Jones,2012). This amendment considers additional information and recommends that a local sewage treatment plant (S4) be carried forward as a preferred alternative instead of a Sewage Pumping Station and Forcemain to Angus (S3). The estimated cost for alternative S4 (preferred local sewage treatment plant) will range from \$1.8 million to \$3.5 million based on the Baxter Class EA Amendment Phase I/II draft report (Azimuth,2020). Note that this report does not settle on a location for a local sewage treatment plant.

The evaluation of alternatives has been compiled on the basis of a number of factors (Azimuth,2020) as follows:

The first type is Mandatory factors where both alternative (S3 & S4) received a passing grade for all Mandatory factors.

The second type is the Comparative factors which recommended to carry forward alternative S4 as a preferred alternative.

Comments on the Comparative factors (Including new factors introduced to the draft report):

- **10.3.4 Public Safety:** It seems that both alternatives shall receive the same score. The 2 hours limited design reserve storage capacity at ADF for S3 can be refined to accommodate the targeted 6 hours at ADF.
- **10.3.9 Odour:** It seems that the scoring is reversed (S4 shall receive 7 & S3 shall receive 10). The last paragraph stated ***"Both facilities can be designed to control odour. S3 has a greater risk of creating odour because it does not include oxidation in the SPS and the tank headspace is greater"***. (Greater than what?). This is debatable because a packaged treatment plant will typically have a several tanks, all designed to treat the same volume of water that the SPS is pumping and all with the same relative amount of headspace, which is greater probability for fugitive odours, Also odours at a treatment plant can also be a result of several issues including poor operation which is common. It is typically more difficult to control odours at a treatment plant than at an SPS since there are more areas in a plant where odours are generated and can escape. Also, paragraph no.6 stated that ***"control odour management and mitigation process will be a contingency rather than a requirement to the design"***. Furthermore, section 9.4 stated that the construction of a local communal treatment system in Baxter ***"Based on experience at other facilities (what other facilities ?), active treatment is typically not required as long as the sewage is maintained in an aerobic state. "For Baxter, odour control is not considered a requirement for the initial plant design"***. Basically the report concluded (based on

section no.6 & no.9) that there will be no need for any odour control for alternative S4 based on the experience in other facilities that some have already malfunctioned. Finally, the sludge removal and trucking process will have impact on the Odour.

- **10.3.10 Traffic:** It seems that both alternatives shall receive the same score. The factors for Alternative S4 did not reflect the impact of maintenance/operations schedules when compared to alternative S3. Sludge removal activities would result in having more traffic impact.
- **9.3.9 Addresses desires of existing residents:** This should be restored back to the comparative factors and to reflect the actual resident desire based on the August public consultation. From the provided comments. The Baxter residents have zero desire with respect to option S4 and almost everyone is in favour of option S3. It seems that S3 shall receive a score of 10 and S4 shall receive a score of Zero.
- **10.3.13 Proven Technology and Track record:** It seems that both alternatives shall receive the same score. Third paragraph stated that *"the design velocity in the forcemain is 0.6 m/s which is below the MECF recommended range of 0.8 to 2.5 m/s therefore the wastewater flow regime is at or below the range where clogging is a risk."* This seems to be a design requirement that can be enhanced by improving other design parameters. Furthermore; table 5, examples of communal plants serving smaller communities included examples in other communities that have already malfunctioned/failed (Town of Mono <https://www.orangeville.com/news-story/9223842-town-of-mono-sues-watermark-builders-for-wastewater-treatment-plant-failure/>). The consultant shall name the proposed technology.
- **10.3.14 Allow for Mitigation or Repair if the System Malfunctions:** It seems that both shall receive the same score. Especially when the report is utilizing examples in other communities S4 that is already malfunctioning.
- **10.3.16 Protect surface water regime:** It seems that both alternatives shall receive the same score since both effluents will be directed to the Nottawasaga river. Furthermore; utilizing the concept that alternative S3 would cross four streams to get to Angus shall only apply to 10.3.15 "Protect ground water regime".
- **10.3.18 Capital Cost:** I believe this is not a valid comparison item to compare detailed design project to an unnamed technology (RBC, SBR,MSBR,MBR,MBBR....) or other communities where systems have already malfunctioned/failed as stated above.
- **10.3.19 Maintenance Cost:** Maintenance cost for S4 seems low. It seems both alternatives shall receive same score
- **10.3.20 Operating Cost:** It seems that both alternatives shall receive the same score. The fluctuation in the provided operating cost for alternative S4 make it unfair to validate the rating criteria until a specific system is identified.

- **10.3.21 Life Cycle Cost:** It seems that both alternatives shall receive the same score. This shall be revised to reflect more clear operating cost, maintenance cost, capital cost for S4. *"Life cycle costs are quantitatively evaluated using a formula that reflects the sum of the Capital costs plus the maintenance and operations cost plus the maintenance and operations cost for 25 years, divided by the number of houses divided by 25 years"*. The provided slides at the public consultation included unclear information (i.e replacement cost is \$1099.80/year for 25 years for life cycle costs....). We are still unsure if this a valid comparative factor since the proven technology for S4 still unknown. A detailed breakdown for all costs associated with the life cycle costs/evaluation shall be included in the next submission.
- **10.3.22 Manpower requirements:** It seems alternative S3 shall be scored higher than S4. The comparative factor for S4 did not count for any requirement for poor operations/biological upset of the process which is very common issues. Especially when utilizing examples in other communities that already malfunctioned.

The Township will require the completion of the following Part "A" and Part "B" before closing the Baxter Class EA Amendment Phase I/II draft report (Azimuth,2020) :

Part "A"

Once the draft report is finalized, the Township will conduct another review with respect to the above comments. The Township will also require feedback from the following bodies on the final report before closing the Baxter Class EA Amendment Phase I/II draft report (Azimuth,2020).


- Ministry of Environment (MOE)
- Nottawasaga Valley Conservation Authority (NVCA)
- Indigenous communities
- Consultation with OCWA

Part "B"

A meeting between the Township and the developer and a potential agreement to address the following:

- **Depreciation of existing home values:** During the month of June, July, August of 2020 the Township received several complaints & threats that the existing residents will be taking legal actions against the Township and the developer for the anticipated depreciation of the existing home values.
- **Risk Contingency Plan & Agreement:** The Township is a small municipality with a very limited financial capacity/reserve. Some of the proposed alternative options have a common malfunction/failure issue. Also, an extended warranty/retainer shall be discussed to ensure the liability of the system and allow the Township to generate reserves during the first few years to operate/maintain the preferred alternative. The Township may require OCWA's consultation during this stage.

Please contact the undersigned if you have any questions.



Michael Mikael
Manager of Public Works



Colleen Healey, CAO
Chief Administrative Officer

Cc: Mayor and Council

ABBREVIATIONS

- S3 A Sewage Pumping Station and Forcemain to Angus
- S4 A local sewage treatment plant in Baxter



September 16, 2020

Dear Mayors and Councils in Simcoe Muskoka:

Re: Updating Municipal Alcohol Policies to Reduce Harms Associated with Recent Alcohol Regulatory Changes

In 2019, the Ontario government announced regulatory changes that will have an impact on the sale, service and consumption of alcohol in local communities. These changes include permission for municipalities to designate public spaces for the consumption of alcohol, a new tailgate special occasion permit, and other conditions that affect alcohol service at events hosted on municipal properties.

It is anticipated that these changes will increase alcohol consumption and related harms, and hence cost for municipal services such as police, paramedic and fire services as well as public health. A recent cost study demonstrated that alcohol related costs in Ontario total more than \$5.3 billion a year, including \$1.5 billion for healthcare and \$1.3 billion for criminal justice.¹ In 2014, alcohol was responsible for the greatest proportion of costs attributable to substance use in Ontario. With increased consumption, these costs will only increase.

Municipalities are asked to give consideration to the health and safety concerns associated with the regulatory changes when reviewing and or revising their Municipal Alcohol Policies (MAPs). The following list outlines those regulatory changes:

- Municipalities are now allowed to designate public areas for consumption of alcohol through the development of a local bylaw. By revising the regulations around public consumption of alcohol, the risk for underage drinking, public intoxication, serious injury and death, and other alcohol-related harms significantly increase. Subsequently, the risk to municipalities for liability also increases. Furthermore, consumption of alcohol in public spaces will further normalize its use and may have an impact on the public's enjoyment of community spaces.
- Changes to the regulations related to the conditions of Special Occasion Permit events hosted on municipal or private property include: expanded hours of alcohol sale and service starting at 9 am; the condition for the permit holder to have sufficient supply of food for event guests has been revoked which means alcohol only events are now permissible, and the requirement for physical barriers designating an alcohol zone is removed. A strong body of evidence suggests that expanding hours of alcohol service leads to increased consumption of alcohol and related harms. These changes in regulation also contribute to the normalization of alcohol use especially among vulnerable populations such as children and youth.
- In May 2019, a new tailgate event Special Occasion Permit for eligible sporting events was introduced. This new permit allows event attendees to bring and consume their own alcohol at the event which must be held at ground level, outdoors, and near live professional, semi-professional, or post-secondary sporting events. There is no requirement for approval or endorsement from the sporting event entity. These events may be hosted on private or public property with approval from the property owner or the municipality. Municipalities will be notified of approved applications hosted on private property but will have no further role or input. While the Alcohol and Gaming Commission of Ontario (AGCO) guidelines for Tailgate Events require hosts to ensure that there is no intoxication, disorderly conduct or promotion of immoderate consumption, there are no guidelines as to the management and enforcement of these requirements. Unrestricted access to alcohol in this type of environment contributes to harmful drinking behaviour and has the potential to place an undue burden on surrounding neighborhoods, police and paramedic services.

Barrie:
15 Sperling Drive
Barrie, ON
L4M 6K9
705-721-7520
FAX: 705-721-1495

Collingwood:
280 Pretty River Pkwy.
Collingwood, ON
L9Y 4J5
705-445-0804
FAX: 705-445-6498

Cookstown:
2-25 King Street S.
Cookstown, ON
L0L 1L0
705-458-1103
FAX: 705-458-0105

Gravenhurst:
2-5 Pineridge Gate
Gravenhurst, ON
P1P 1Z3
705-684-9090
FAX: 705-684-9887

Huntsville:
34 Chalfey St.
Huntsville, ON
P1H 1K1
705-789-0813
FAX: 705-789-7245

Midland:
A-025 Hugel Ave.
Midland, ON
L4R 1X8
705-526-9324
FAX: 705-526-1513

Orillia:
120-169 Front St. S.
Orillia, ON
L3V 4S8
705-325-9505
FAX: 705-325-2091

Furthermore, the Ontario Public Health Association (OPHA) has provided recommendations to reduce risk due to recent alcohol regulatory changes in its newly released resource Managing Alcohol at Events on Municipal Property.

OPHA recommendations include:

- Specify the times permitted for alcohol service and retain previous permissible times
- Not allow events sanctioned under a Tailgate Event Special Occasion Permit
- Ensure that existing (minimum) pricing requirements remain relevant (In light of recent policy changes that have effectively lowered the retail price of alcohol)
- Require that food be made available (i.e. do not permit alcohol-only events)
- Require that designated alcohol service and consumption areas are physically separated from non-designated areas
- Prohibit the mixing of alcohol and edible cannabis (including cannabis beverages) by event staff and discourage mixing by patrons

Municipal councils have an opportunity to mitigate the potential health and safety concerns that may arise from these regulatory changes through updating their Municipal Alcohol Policies and consider exploring other various controls to help mitigate the potential alcohol-related harms. Alcohol Policy Review: Opportunities for Ontario Municipalities recommends other opportunities for Ontario Municipalities to consider in advancing policies in the following topic areas: licensing and enforcement, regulating physical access through density and location restrictions, hours of sale limitations, pricing strategies, and marketing.

Simcoe Muskoka District Health Unit continues to be committed to working with municipalities to review and update their local municipal alcohol policy and provide further support in development of other health policies and bylaws. The development of municipal alcohol policies complements other municipal bylaws that regulate smoking, vaping and cannabis. I strongly encourage all of our municipalities to reach out to Janice Greco, Manager of the Substance Use and Injury Prevention Program at Janice.Greco@smdhu.org, to develop or strengthen your Municipal Alcohol Policy to preserve the health and safety of our residents.

Sincerely,

ORIGINAL Signed By:

Anita Dubeau, Chair
Simcoe Muskoka District Health Unit Board of Health

AD:CG:cm

cc: Ken Hughes, Special Advisor for the Beverage Alcohol Review
Members of Provincial Parliament for Simcoe and Muskoka

References:

¹ The Canadian Centre on Substance Use and Addiction. (2018) Canadian Substance Use Costs and Harms in the Provinces and Territories (2007–2014)



September 18, 2020

The Honourable Patty Hajdu
Minister of Health
House of Commons
Ottawa, Ontario, K1A 0A6
Email: Patty.Hajdu@parl.gc.ca

The Honourable Marilee Fullerton
Minister of Long-Term Care
Ministry of Health and Long-Term Care
400 University Ave., 6th Floor
Toronto, ON M7A 1T7
Email: merrilee.fullerton@pc.ola.org

Ontario's Long-Term Care COVID-19 Commission
700 Bay Street, 24th Floor
Toronto, ON M5G 1Z6
Email: Info@LTCcommission-CommissionSLD.ca

Dear Ministers:

RE: COVID-19 and Long-Term Care Reform

COVID-19 has shone a glaring light on what many knew to be a crisis with the Long-Term Care (LTC) system in Canada in need of reform and redesign, with 81% of COVID-19 related deaths in Canada occurring in LTC Homes (LTCHs) which is far higher than other comparable countries.ⁱ Urgent reform and redesign of Canada's LTC system is critical in order to address infection prevention and control (IPAC) issues (including COVID-19) and to improve all standards, quality of care and quality of life. Those who require services within a LTCH setting deserve those assurances.

A report released following deployment of the Canadian Armed Forces (CAF) to five LTCHs in Quebec and Ontario struggling in their response to COVID-19 indicates highly concerning living conditions and serious lapses in standards and quality of medical and personal care. The list of deficiencies identified by the CAF as requiring immediate attention is lengthy and includes inadequate infection and control practices, inadequate supplies and lack of training, knowledge, oversight and accountability of LTCH staff and management.ⁱⁱ

The Royal Society of Canada (RSC) Working Group on LTC has since released a policy briefing highlighting the pre-pandemic issues with LTCHs that contributed to the heightened crisis in the face of COVID-19, a global pandemic. Namely, addressing the changing demographics and complexities of older adults entering homes, the inadequate workforce and staffing mix to meet their needs, and the inadequate physical environments to accommodate the complex needs of residents, are critical issues that must be addressed moving forward with LTC reform and redesign.

☐ Barrie:
15 Sperling Drive
Barrie, ON
L4M 6K9
705-721-7520
FAX: 705-721-1495

☐ Collingwood:
280 Pretty River Pkwy.
Collingwood, ON
L9Y 4J5
705-445-0804
FAX: 705-445-6498

☐ Cookstown:
2-25 King Street S.
Cookstown, ON
L0L 1L0
705-458-1103
FAX: 705-458-0105

☐ Gravenhurst:
2-5 Pineridge Gate
Gravenhurst, ON
P1P 1Z3
705-684-9090
FAX: 705-684-9887

☐ Huntsville:
34 Chaffey St.
Huntsville, ON
P1H 1K1
705-789-8813
FAX: 705-789-7245

☐ Midland:
A-925 Hugel Ave.
Midland, ON
L4R 1X3
705-528-9324
FAX: 705-528-1513

☐ Orillia:
120-169 Front St. S.
Orillia, ON
L3V 4S8
705-325-9505
FAX: 705-325-2091

The Working Group policy briefing outlines nine steps requiring strong federal/provincial/territorial and municipal leadership to address necessary improvements in IPAC and provision of quality care for LTC residents with increasingly complex needs:

1. Implement best practice national standards for the necessary staffing and staffing mix to deliver quality care in LTCHs and attach federal funding to the standards;
2. Implement national standards for training and resources for infectious disease control and for outbreak management;
3. Provide appropriate pay and benefits including sick leave for the large unregulated segment of the LTC workforce (i.e. care aides and personal support workers);
4. Provide full time employment and benefits for regulated and unregulated nursing staff and assess impact of "one workplace" policies implemented during COVID-19;
5. Establish minimum education standards for unregulated direct care staff, ongoing education for both regulated and unregulated direct care staff, and proper training and orientation for all external agency staff assigned to a LTCH;
6. Support educational reforms for specialization in LTC for all providers of direct care (i.e. care aides, health and social service providers, managers and directors);
7. Provide mental health supports for LTCH staff;
8. Implement reporting requirements and data collection needed to effectively manage and ensure resident quality of care and quality of life, resident and family experiences and quality of work life for staff; and
9. Take an evidence based approach to mandatory accreditation as well as to regulation and inspection of Long-Term Care Facilities (LTCFs). ⁱⁱⁱ

The Simcoe Muskoka District Health Unit's (SMDHU) Board of Health at its September 16, 2020 meeting endorsed these recommendations and is writing to advocate for their adoption through your collective efforts to create necessary system reform and redesign for Ontarians living in LTCHs.

As of September 8, 2020, of the 21 outbreaks within institutional, workplace and congregate settings in Simcoe Muskoka, LTCHs and Retirement Homes accounted for 76% (16) of the outbreaks. As of August 25, 2020, there have been 24 resident deaths attributed to these LTC and Retirement outbreaks and an additional 2 Simcoe Muskoka resident deaths in facilities outside of the region for a total of 26. The median age of all cases who have recovered is 46 years compared to the median age of 85 years among all deceased cases. ^{iv}

SMDHU's mandate under the Ontario Public Health Standards (OPHS, 2018) ^v regarding LTC and Retirement Homes is substantial. As a vulnerable population, SMDHU supports these facilities with food safety, and infectious and communicable disease prevention and control (including outbreak management). There are currently 29 LTC and 53 Retirement Homes within SMDHU. Since March 1, 2020, the Infectious Disease team has supported over 1700 IPAC consults or COVID-19 questions for LTC and Retirement Homes.

In addition to the mandate in LTCF's, SMDHU is required to develop and implement a program of public health interventions using a comprehensive health promotion approach that addresses risk and protective factors to reduce the burden of preventable injuries and

substance use in the health unit population. ^{iv} SMDHU supports community dwelling seniors and promotes healthy aging at home for those that are able, and for as long as they are able. The SMDHU supports these seniors through;

- active participation on the Ontario Fall Prevention Collaborative, the Simcoe County and other community based Age-Friendly Community Coalitions, The Muskoka Seniors Planning Table, Age-Friendly and the Central LHIN Fall Strategy;
- best practice healthy aging policy advocacy; and
- a wide variety of community awareness and engagement strategies to promote healthy aging key messages.

SMDHU remains committed to supporting local LTC and Retirement Homes to improve IPAC practices and to advocate for improvement to standards and quality of care and quality of life for residents, their families and staff, and implore municipal, provincial and federal leaders to make the necessary investments to create safe supportive care to ensure the health and safety for residents of LTCHs.

Sincerely,

ORIGINAL Signed By:

Anita Dubeau, Chair
Simcoe Muskoka District Health Unit Board of Health

AD:JC:cm

cc: Ontario Boards of Health
Matthew Anderson, President and CEO, Ontario Health
Loretta Ryan, Executive Director, Association of Local Public Health Agencies
Mayor and Council of Simcoe and Muskoka
Members of Provincial Parliament for Simcoe and Muskoka

References:

ⁱ Canadian Institute for Health Information. "New analysis paints international picture of COVID-19's long-term care impacts": CIHI; June 25, 2020. Available from: <https://www.cihi.ca/en/new-analysis-paints-international-picture-of-covid-19s-long-term-care-impacts>

ⁱⁱ Headquarters 4th Canadian Division Joint Task Force (Central). (2020). OP LASER - JTFC Observations in Long Term Care Facilities in Ontario

ⁱⁱⁱ Estabrooks CA, Straus S, Flood, CM, Keefe J, Armstrong P, Donner G, Boscart V, Ducharme F, Silvius J, Wolfson M. *Restoring trust: COVID-19 and the future of long-term care*. Royal Society of Canada. 2020 retrieved on Aug. 28 at https://rsc-src.ca/sites/default/files/LTC%20PB%20%2B%20ES_EN.pdf

^{iv} Retrieved on Aug. 25, 2020 <https://www.simcoemuskokahealthstats.org/topics/infectious-diseases/a-h/covid-19>

^v Ministry of Health and Long-Term Care. (2018). OPHS



September 28, 2020

To the municipal councils and the MPPs of Simcoe Muskoka:

I am writing on behalf of the Board of Health for the Simcoe Muskoka District Health Unit to provide you with a copy of an assessment of the first wave of COVID-19 in the province of Ontario provided by the Council of Ontario Medical Officers of Health (linked here). In this report you will find documentation of the many ways in which local public health units across the province have responded and worked with the province and with their respective communities to bring the pandemic under control (including some examples within Simcoe Muskoka).

Link available through Clerks Department

At this time of COVID-19 resurgence it is particularly important that municipal and provincial leaders be aware of, and support the public health control measures cited in this report in order to enable us to again flatten the curve and reduce as much illness and death as possible, particularly among those most vulnerable to this pandemic (ie. the elderly, those in long term care facilities, and those with other medical conditions). It is by bringing the incidence of COVID-19 back down under control that we can best protect these individuals.

Sincerely,


ORIGINAL Signed By:

Anita Dubeau, Chair
Simcoe Muskoka District Health Unit Board of Health

AD:CG:cm

- Barrie:**
15 Spurling Drive
Barrie, ON
L4M 6K9
705-721-7520
FAX: 705-721-1495
- Collingwood:**
280 Praty River Pkwy.
Collingwood, ON
L9Y 4J5
705-445-0804
FAX: 705-445-6498
- Cookstown:**
2-25 King Street S.
Cookstown, ON
L0L 1L0
705-458-1103
FAX: 705-458-0105
- Gravenhurst:**
2-5 Pineridge Gate
Gravenhurst, ON
P1P 1Z3
705-684-9090
FAX: 705-684-9887
- Huntsville:**
34 Chaffoy St.
Huntsville, ON
P1H 1K1
705-789-8813
FAX: 705-789-7245
- Midland:**
A-925 Hugel Ave.
Midland, ON
L4R 1X8
705-628-9324
FAX: 705-628-1513
- Orillia:**
120-169 Front St. S.
Orillia, ON
L3V 4S8
705-328-9565
FAX: 705-325-2091

From: Tolulope Olutade <tolu.olutade@cengn.ca>
Sent: September 16, 2020 8:51 PM
To: Sandie Macdonald <smacdonald@essatowship.on.ca>
Cc: Michael Smith <msmith@essatowship.on.ca>; Colleen Healey <chealey@essatowship.on.ca>;
 Aimee Powell <apowell@essatowship.on.ca>
Subject: Call for Community Expression of Interest - CENGN Rural Ontario Residential Broadband Program



Dear Mayor Sandie Macdonald,

CENGN, Canada's Centre of Excellence in Next Generation Networks, would like to invite rural Ontario communities located within the geographic boundaries of the following 6 Ontario Regions/Countries to participate in the third Rural Ontario Residential Broadband Project:

- | | |
|-------------------------------|----------------------------|
| Durham Region | Peterborough County |
| City of Kawartha Lakes | Simcoe County |
| Northumberland County | York Region |

Problem Statement

Extend internet from one community to a nearby community located in a valley.

As a representative of your rural Ontario community, you have the opportunity to have your community host a high-speed internet technology project. The project will provide broadband service or significantly improve the residential internet service to rural residents that are located in a valley. This project is looking for rural Ontario communities that are located in a valley making access to broadband or high-speed internet access difficult. The host community will need to have access to a local broadband Point of Presence (POP) in a nearby community within 10 km of the valley.

Project Funding

The intention of the project is that there will be no cost to the host community. CENGN will contribute up to \$500,000 with a matching contribution by a private technology applicant, combining to a possible total of \$1 million towards the broadband project for the host community. The project will drive an innovative technology solution and associated business case as part of a commercial service offering for residents living in the valley.

How to Submit an EOI Response

CENGN is currently accepting EOI submissions from both rural Ontario communities and technology companies. At least one rural Ontario community and a number of technology applicants will be selected using the CENGN EOI

Ab

evaluation process. Selected technology applicants will then be requested to propose a detailed network design for the selected host community through the CENGN Request for Solution (RFS) process at a later date.

To be considered for the project, eligible rural Ontario communities need to provide a detailed submission in response to our call for Community Expression of Interest (EOI) on or before **5:00PM Wednesday October 7, 2020**. Please click the link below for additional information and to view the Call for Community EOI and process documents:

<https://www.cengn.ca/rural-ontario-broadband-program/>

About the Rural Ontario Residential Broadband Program

Under the Next Generation Network Program (NGNP), CENGN is looking to fund innovative projects across rural Ontario that demonstrate technology solutions that offer flexible, lower cost, higher performance residential broadband access for rural Ontario communities. These live technology projects are intended to be operational within 3-6 months and designed to promote innovative technology approaches. A high speed internet commercial service will be provided using the selected technology to validate the business case.

About CENGN

CENGN is a non-profit organization with a mission to accelerate the growth of the Canadian Information and Communications Technology (ICT) sector, enabling economic strength and prosperity, as well as innovation and competitiveness in this high-growth global multi-trillion dollar industry. As part of the CENGN mission, CENGN is funding technology projects to improve residential broadband access for northern and rural Ontario communities so that all Ontario residents can harness the economic and social benefits that come from enhanced connectivity.

For more information on CENGN click on the link below:

<https://www.cengn.ca/about-us/>

For more information on the Rural Ontario Residential Broadband Program, please contact:

Kirby Koster

Senior Manager, Broadband Programs



555 Legget Drive | Tower A | Suite 600 | Ottawa ON | K2K 2X3 |

Cell (613)291-0707

(613-963-1200 ext. 334)

www.cengn.ca Follow us @CENGNCANADA

Tolu Olutade

Broadband Innovation Specialist



555 Legget Drive | Tower A | Suite 600 | Ottawa ON | K2K 2X3

Cell (613) 323-3997

www.cengn.ca Follow us @CENGNCANADA

**Ministry of
Municipal Affairs
and Housing**

Office of the Minister

777 Bay Street, 17th Floor
Toronto ON M7A 2J3
Tel.: 416 585-7000

**Ministère des
Affaires municipales
et du Logement**

Bureau du ministre

777, rue Bay, 17^e étage
Toronto ON M7A 2J3
Tél. : 416 585-7000



234-2020-4019

September 18, 2020

RE: Parkland Dedication, Development Charges and the Community Benefits
Charges Authority

Dear Head of Council,

As you know, our government introduced the Housing Supply Action Plan last year with the goal of increasing the supply of housing across Ontario. As part of this effort, our Government introduced the community benefits charge (CBC) authority along with changes to the *Development Charges Act* and parkland dedication under the *Planning Act*.

Over the past year, the Ministry of Municipal Affairs and Housing consulted for over 300 days with municipalities, the development industry and the public on the implementation of the framework, including several aspects of the legislation and a regulatory approach. I value the input of our municipal partners.

I am writing to inform you that on September 18th, our government proclaimed the remaining amendments that were made to the *Development Charges Act* and the *Planning Act* by Bill 108, the *More Homes, More Choice Act*, and, Bill 197, the *COVID-19 Economic Recovery Act*. In addition, we have made a new regulation under the *Planning Act* and technical changes to regulations under the *Planning Act*, *Development Charges Act* and *Building Code Act* in order to finalize the framework for development charges, community benefits and parkland.

As of September 18, 2020, municipalities will have two years to transition to the new regimes. This will enable both the municipalities and builders to adjust to these changes in light of the pressures of COVID-19.

We listened to the feedback received during consultations, and that is why we are proposing to prescribe a percentage of 4% for the CBC authority that will be applied to land values to determine the maximum CBC for any particular residential development. The CBC could be used by local governments to fund capital costs of services that are needed due to higher density development and are not being recovered through other tools.

These amendments will enable growth to pay for growth, while also providing greater predictability of development costs in order to increase the supply of housing so that it is more attainable for Ontarians.


I thank you for your continued collaboration throughout the implementation of this new and enhanced framework.

Sincerely,



Steve Clark
Minister of Municipal Affairs and Housing

- c: Chief Administrative Officers
Chief Planners
Municipal Treasurers
Kate Manson-Smith, Deputy Minister, Municipal Affairs and Housing
Alex Beduz, Chief of Staff to Minister Clark, Municipal Affairs and Housing
Jonathan Lebi, Assistant Deputy Minister, Local Government and Planning Policy
Division
Caspar Hall, Director, Municipal Finance Policy Branch



The Corporation of The Town of Amherstburg

September 21, 2020

VIA EMAIL

Hon. Lisa McLeod, Minister of Heritage, Sport, Tourism and Culture Industries
6th Flr, 438 University Ave,
Toronto, ON
M7A 1N3

Re: Request for Consideration of Amendments to Bill 108 re. The Ontario Heritage Act

At its meeting of September 14, 2020, Council passed the following for your consideration:

Resolution # 20200914-258:

“WHEREAS Royal Assent has been granted to Bill 108 entitled ‘More Homes, More Choice Act, 2019’ on June 6, 2019; and,

WHEREAS Schedule 11 of Bill 108 contains amendments to the Ontario Heritage Act which require appeals under the Ontario Heritage Act to be heard by the Local Planning Appeal Tribunal not the Conservation Review Board; and,

WHEREAS the Conservation Review Board is an adjudicative tribunal that, through the mandate provided by the Ontario Heritage Act, considers a number of matters such as:

- The proposed designation of a property as having cultural heritage value or interest;
- Applications for the repeal of a By-law on a specific property;
- Applications related to the alteration of a property covered by a By-law; and,
- Matters related to archaeological licensing. AND,

WHEREAS Schedule 11 of Bill 108 will come into effect on a date to be proclaimed by the Lieutenant Governor; and,

WHEREAS the Local Planning Appeal Tribunal are not experts in heritage matters unlike members of the Conservation Review Board; and,

WHEREAS the Local Planning Appeal Tribunal decisions are binding decisions unlike the Conservation Review Board non-binding recommendations; and,

WHEREAS the Ontario Heritage Act provides a means for municipalities to protect and preserve the cultural heritage value or interest of the municipality for generations to come; and,

WHEREAS the Conservation Review Board currently provides reports to municipal council’s setting out its findings of fact, and its recommendations so that a final decision can be rendered by municipalities about what is valuable in their community;

WHEREAS the Town of Amherstburg remains committed to the preservation and protection of property of cultural heritage value or interest;

NOW THEREFORE BE IT RESOLVED THAT the Town of Amherstburg strongly recommends that Schedule 11 of Bill 108 be amended to remove the powers provided to the Local Planning Appeal Tribunal, retaining authority for hearing certain appeals by the Conservation Review Board; and,

BE IT FURTHER RESOLVED THAT the Town of Amherstburg strongly recommends that Schedule 11 of Bill 108 be amended to return the authority for final decisions to municipal council's as the elected representative of the communities wherein the property and its features of cultural heritage value exist; and,

BE IT FURTHER RESOLVED THAT a copy of this motion be sent to the Honourable Doug Ford, Premier of Ontario, Lisa McLeod the Minister of Heritage, Sport, Tourism and Culture Industries, Andrea Horwath, MPP and Leader of the Official Opposition and the Ontario NDP Party, MPP John Fraser Interim Leader of the Ontario Liberal Party, Mike Schreiner MPP and Leader of the Green Party of Ontario, Taras Natyshak MPP Essex County; and,

BE IT FURTHER RESOLVED THAT a copy of this motion be sent to the Association of Municipalities of Ontario (AMO), all MPP's in the Province of Ontario, the County of Essex and all Municipalities in Ontario for their consideration."

We strongly recommend that the Ontario government consider amendments to Bill 108 to return the final authority to municipal Council's to determine what is of cultural heritage value or interest in their communities with the benefits of the expert and professional advice provided by the Conservation Review Board.

Regards,

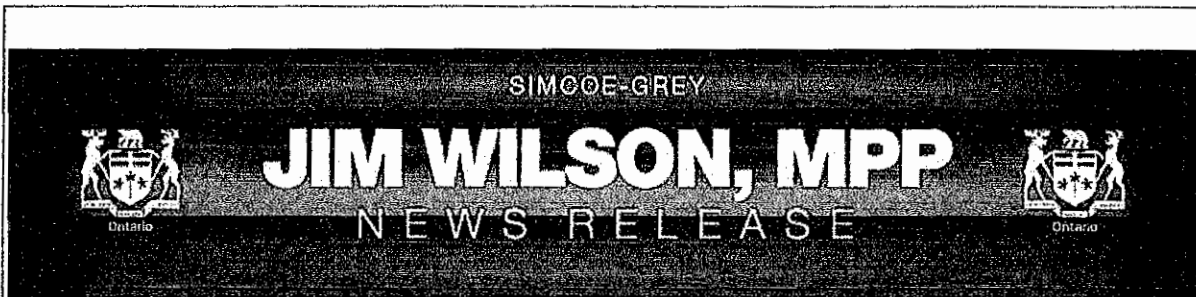


Tammy Fowkes
Deputy Clerk, Town of Amherstburg
(519) 736-0012 ext. 2216
tfowkes@amherstburg.ca

cc:

The Right Hon. Doug Ford, Premier of Ontario
Andrea Horwath, MPP, Leader of the Official Opposition and the Ontario NDP Party
John Fraser, MPP and Interim Leader of the Ontario Liberal Party
Mike Schreiner, MPP and Leader of the Green Party of Ontario
Taras Natyshak, MPP of Essex County
All Ontario Municipalities

From: Jim Wilson, MPP <jwilson@ola.org>
Sent: September 24, 2020 10:11 AM
To: Lisa Lehr <llehr@essatownship.on.ca>
Subject: Statement from Jim Wilson, MPP Simcoe-Grey



September 24, 2020 - Although I have been discussing my intentions with family, friends and constituents for months, I have today formally informed the Simcoe-Grey Progressive Conservative Riding Association that I will not be seeking the party nomination to run as their candidate in the next Ontario provincial election; nor will I run as an independent candidate. I have asked the Association to establish a Candidate Search Committee and begin the process of reviewing potential candidates for the next election.

It has been my privilege and pleasure to have represented the riding for more than 30 years. I am grateful for the support shown me since I was first elected in 1990, and returned to the legislature with healthy pluralities in seven subsequent General Elections. In that time, our region has experienced significant growth, and I have done my best in government, in opposition and independently to ensure that the province delivered the services and infrastructure our families, businesses and communities need to succeed and prosper into the future.

In the coming months I will continue to fight in the Legislature for the priorities constituents have told me are most important. Topping the list are advancing the proposed redevelopments of the Collingwood and Alliston hospitals, improved and more health care options for our senior citizens, and fair access to the drugs and services needed by vulnerable citizens, in particular young people living with Cystic Fibrosis. I will continue to advocate on behalf of the businesses that employ our residents and contribute to our community's prosperity. As always, the well-being of individuals and families will guide my actions.

I want to congratulate Premier Ford, and my colleagues in his government, for the exceptional work they are doing leading Ontario's response to the most challenging health crisis the world has seen in generations. Together we can defeat COVID-19.

I do not know what is in store for me personally in the years to come. Be assured that I will always have the best interests of Simcoe-Grey in mind and will continue to contribute in any way that I can.

Thank-you everyone for your help and support. I am honoured and humbled.

Please accept my best wishes.





NVCA Board Meeting Highlights September 25, 2020

Next Meeting: October 23, 2020, location to be determined

For the full meeting agenda including documents and reports, visit nvca.on.ca/about/boardofdirectors

The September 25, 2020 board meeting was held electronically through WebEx, and streamed on YouTube for public viewing due to COVID-19 restrictions.

Our next scheduled board meeting will be held on October 23, 2020.

Staff recognition

Two staff members were recognized for their work and contribution to the NVCA.

Peter Alm has been with NVCA's engineering team for the last five years. His technical knowledge of the watershed and past files has been has benefited the engineering team greatly.

Spencer MacDonald started with the Lands and Operations program 5 years ago. He came to NVCA with experience in organic farming, repairing small-engine, and land maintenance. Currently, he helps with land maintenance, supports the forestry program and is the lead for the maple syrup program

NVCA 2021- 2025 Business Plan

NVCA's Draft 2021 – 2025 Business Plan was circulated to Board of Directors to review. Board members will provide comments by October 14, 2020.

To view the Draft 2021 – 2025 Business Plan, please refer to [page 80 of the September Board meeting agenda](#).

NVCA 2021 Draft Budget

Sheryl Flannagan, NVCA's Director, Corporate Services gave a presentation on NVCA's Draft 2021 Budget in this board meeting.

This year's budget is accompanied by a [program overview](#), which highlights the work that each program area does for the watershed.

In the August 2020 board meeting, staff was directed to develop a draft budget with a \$38,000 increase to municipal levy. Through looking at three-year trends, eliminating one full-time position through attrition/retirement, finding savings through expenditures, and increasing potential revenues, staff are pleased to present a budget with an increase of \$35,768 to the general levy, below the approved guideline.

NVCA staff projects a deficit of \$100,000 for 2020. However, the Toronto and Region Conservation Authority has successfully applied for the Federal government's wage subsidy. At this time, staff is working with auditors to see if NVCA would also qualify. If the application is successful, the \$100,000 deficit for 2020 will be eliminated.

Once approved for circulation, the draft budget will be circulated to municipalities to review, with the final vote to approve the budget in the December board meeting (December 11, 2020).

Some highlights of the budget include:

- COVID-19 pandemic has caused financial troubles around the world, and will be impacting NVCA for a number of years going forward.

AIOa

- Provincial transfer payments from the Ministry of Natural Resources and Forestry remains at \$97,307 – almost 50% less than 2018 amounts.
- Decrease in user fees due to cancellation or deferral of programs such as Arbor Day, education programs and weddings.
- Areas where savings were found include decrease in office supply expenses, only increasing cost of living (no step increases), reduction of casual education staff and retirement of staff.
- Some capital projects from 2020 were deferred to 2021 due to COVID-19. These include the dyke safety review for the Pretty River Dyke, a new truck to replace the current 2011 one and new servers.
- The cost for services per watershed resident for 2021 remains at \$12.62.

Links

[2021 Draft Budget](#)

[2021 Program Overview](#)

Review Fee Appeal - Hamount Investments Ltd

In the August 2020 NVCA Board Meeting, Paul Neals from Orion Environmental Solutions addressed the board on behalf of Hamount Investments to seek relief from the fee of \$13,000.

For the September 2020 Board meeting, NVCA staff provided a report outlining the details of the deputation. Upon review, NVCA board members approved staff to refund a \$500 overpayment and to request remaining fees as per NVCA's fee policy.

Upcoming events

There are no upcoming events.

A10b



**Nottawasaga Valley
Conservation Authority**

September 28, 2020

The Township of Essa
c/o Lisa Lehr, Clerk
5786 Simcoe County Road 21
Utopia, Ontario
L0M 1T0

Dear Mayor Macdonald & Council:

Please find the 2021 Nottawasaga Valley Conservation Authority (NVCA) Draft Budget Booklet at <https://www.nvca.on.ca/Shared%20Documents/NVCA%202021%20DRAFT%20budget.pdf>. This draft budget was received and approved for circulation and input for the 30 day review period, at the September 25, 2020 NVCA Board meeting. Please forward any comments to the undersigned by November 27, 2020.

The NVCA is also pleased to introduce the budget companion, the 2021 Program Overview provides simple, understandable information about how our budget is allocated, what our goals and objectives are both for the current year and future year, along what has been achieved by our team. It can be found at <https://www.nvca.on.ca/Shared%20Documents/2021%20Program%20Overview.pdf>

The NVCA worked very diligently to address the impacts of COVID-19 without adversely impacting our member municipalities. The Township of Essa's proposed 2021 levy contribution is \$179,955.83 an increase of \$3,978.08 over 2020. The capital asset levy will be \$9,858.07. This represents a total of \$189,813.90 contribution for 2021.


Please contact Haleigh Ferguson at 705-424-1479 ext. 272 or hferguson@nvca.on.ca if your council would like to schedule a deputation or a meeting with staff to discuss this draft budget. We believe the 2021 draft budget represents a wise investment for the long term health of our environment and our local economy.

Yours truly,

Doug Hevenor
Chief Administration Officer

Copies: Colleen Healey-Dowdall, CAO
NVCA Board Member, Cllr. Keith White
Carol Traynor-Richter, Manager of Finance

91



**NOTTAWASAGA VALLEY
CONSERVATION AUTHORITY**

**2021 DRAFT
BUDGET**

Table of Contents

3	OUR VISION	6	2020 DRAFT BUDGET
3	OUR MISSION	7	REVENUES
4	A NEW DIRECTION	8	EXPENSES
4	OUR WATERSHED	9	ASSET MANAGEMENT
5	BUDGET PROCESS	10	RESERVES
5	BUDGET VOTE		

AIDC

OUR VISION

A sustainable watershed that is resilient to the effects of climate change, urban growth and other stressors and provides for safe, healthy and prosperous people and communities

OUR MISSION

Working together to deliver innovative, integrated watershed management that is responsive to the environmental, economic and social sustainability of the Nottawasaga Valley watershed



A NEW DIRECTION

NVCA's new 2020 – 2025 Strategic Plan, emphasizes the important role that conservation authorities play in protecting human life and property from natural hazards. Equally important is the expertise NVCA provides to safeguard and enhance water quality and natural places while providing education and engagement with our residents.

We look forward to continuing to collaborate with our valuable partnerships with municipalities, residents, interest groups and many other stakeholders to accomplish these essential tasks.

As the Province of Ontario has not provided an update on Bill 108, *More Homes, More Choice Act*, NVCA will be moving forward with the 2021 budget and will make adjustments as required once the legislation is finalized.

OUR WATERSHED

The Nottawasaga Valley Watershed is approximately 3,700 km², with jurisdiction in 18 municipalities in the counties of Simcoe, Dufferin and Grey. The watershed is the source of watercourses that flow into Georgian Bay at Wasaga Beach, Collingwood and Severn Sound.

NVCA's Board of Directors is comprised of one representative appointed from each of our member municipalities.

Board members have a very important role and responsibility to represent the interests of their municipalities, consider the interests and needs of the conservation authority, and establish an effective reporting relationship with their municipal council and staff.

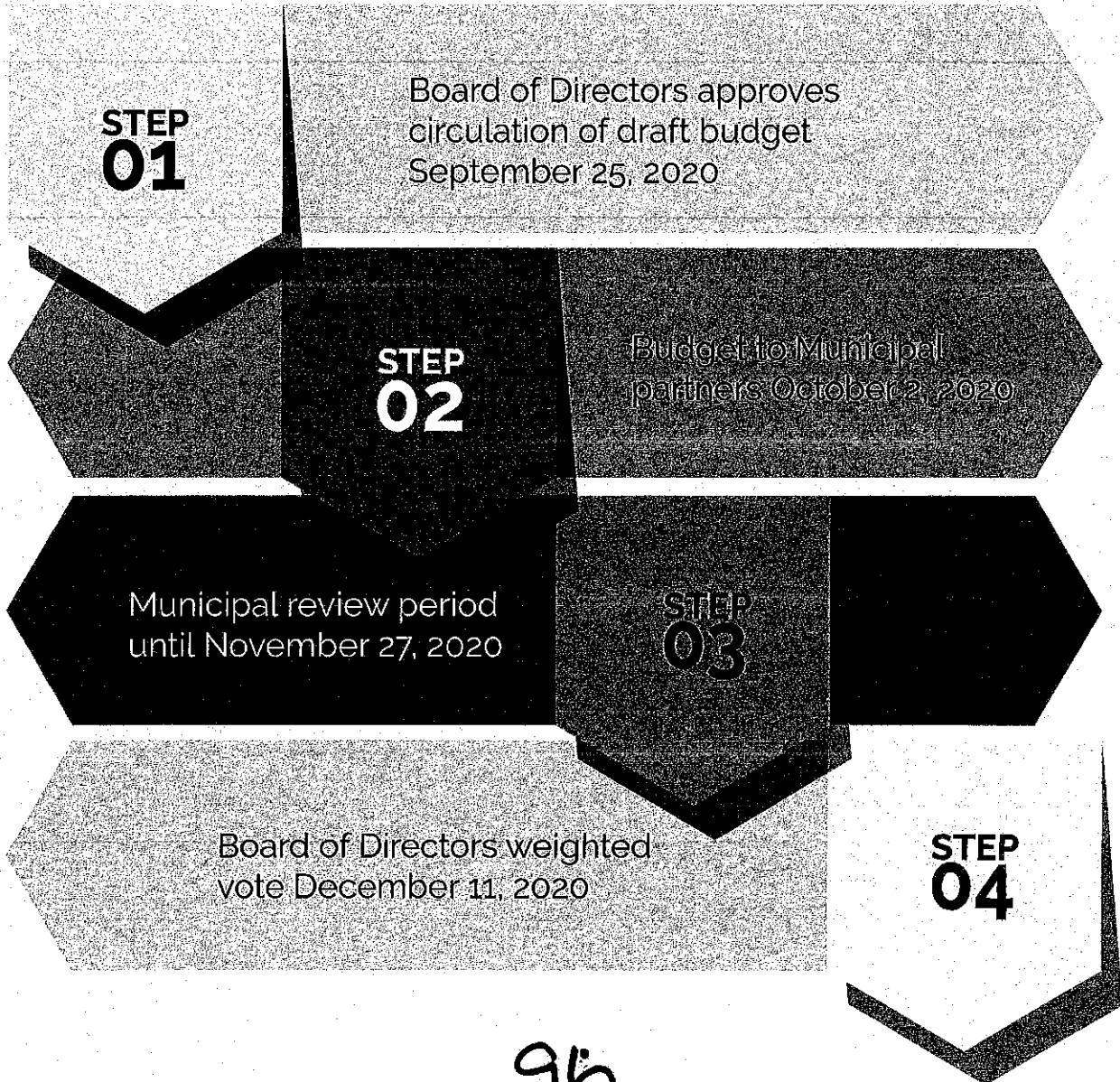
Budget Process

In September 2020, Board members approved a staff report on the budget pressures projected for 2021 and directed staff to prepare a 2021 budget for consideration based on a \$38,000 increase to general levy.

Staff have developed a draft budget based on a \$35,768 increase. The draft budget is reviewed at the September 25, 2020 Board of Directors meeting and subsequently circulated to NVCA watershed municipalities for comments of which a minimum of 30 days is given as per the *Conservation Authorities Act*. The Board of Directors will vote on the budget at the December Board meeting.

Budget Vote

The Board of Directors will vote on the budget and levy using a weighted vote. The weighting formula is based on the Current Value Assessment (CVA) levy apportionment found on the next page.



2021 Draft Budget

The 2020 operational budget is organized into business units and departments and is intended to reflect all associated costs. Operating programs have been maintained at the previous years' service levels.


A \$35,768 increase in municipal levy, is needed to support the operating expenditures. The operating levy is shared by NVCA member municipalities based on the CVA apportionment percentages provided by the Ministry of Natural Resources and Forestry.

Summary of Municipal Levy Contribution

Municipality	2020 CVA Apportionment Percentage	2021 CVA Apportionment Percentage	2020 Operating Levy	2021 Draft Operating Levy	\$ Increase
			\$2,529,056.91	\$2,564,825.14	\$35,768.23
Township of Adjala-Tosorontio	4.16%	4.13%	\$105,257.72	\$105,929.84	\$672.12
Township of Amaranth	0.22%	0.22%	\$5,506.24	\$5,611.84	\$105.60
City of Barrie	15.38%	15.25%	\$388,933.47	\$391,240.99	\$2,307.52
Town of The Blue Mountains	1.37%	1.38%	\$34,577.82	\$35,445.88	\$868.06
Bradford/West Gwillimbury	4.19%	4.26%	\$106,065.78	\$109,284.63	\$3,218.86
Clearview Township	4.94%	4.89%	\$124,970.26	\$125,440.47	\$470.20
Town of Collingwood	10.00%	9.99%	\$252,858.40	\$256,313.24	\$3,454.84
Township of Essa	6.96%	7.02%	\$175,977.75	\$179,955.83	\$3,978.08
Municipality of Grey Highlands	0.35%	0.34%	\$8,742.10	\$8,707.58	(\$34.51)
Town of Innisfil	6.94%	7.15%	\$175,539.87	\$183,474.77	\$7,934.90
Township of Melancthon	0.47%	0.47%	\$11,953.68	\$12,129.06	\$175.38
Town of Mono	3.77%	3.74%	\$95,298.04	\$95,850.08	\$552.04
Mulmur Township	1.63%	1.64%	\$41,214.21	\$41,993.88	\$779.67
Town of New Tecumseth	13.61%	13.66%	\$344,082.16	\$350,370.50	\$6,288.35
Township of Oro-Medonte	7.43%	7.43%	\$187,922.26	\$190,499.82	\$2,577.57
Town of Shelburne	2.01%	2.00%	\$50,862.97	\$51,250.34	\$387.37
Township of Springwater	7.45%	7.48%	\$188,420.02	\$191,877.13	\$3,457.11
Town of Wasaga Beach	9.13%	8.95%	\$230,874.17	\$229,451.82	(\$1,422.35)

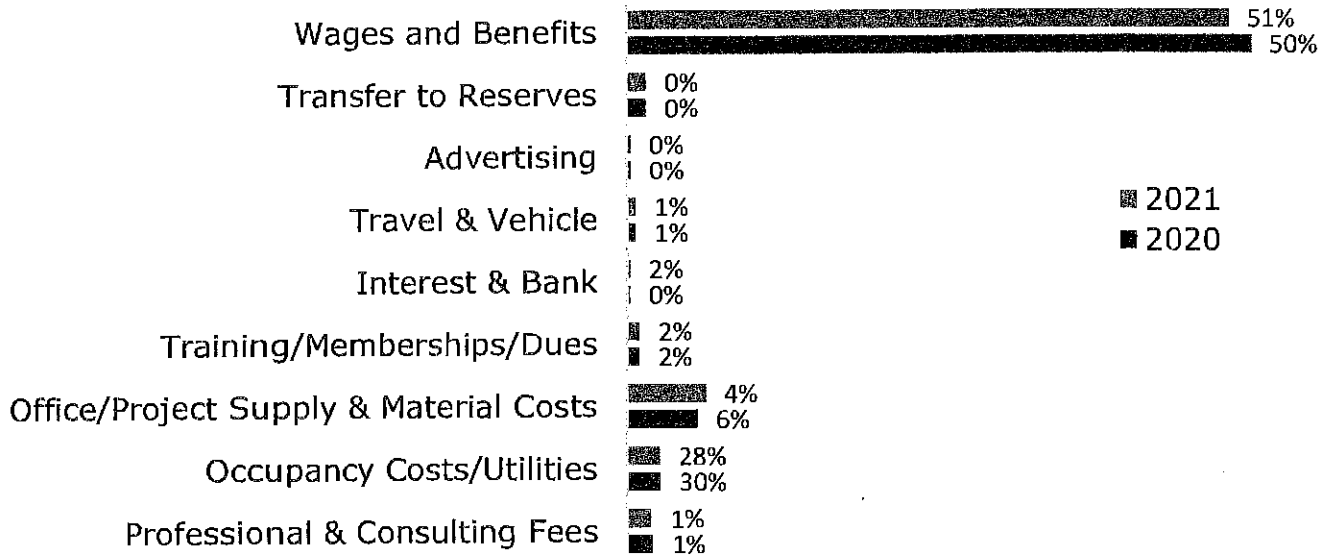


Revenues





Expenses



99

Asset Management

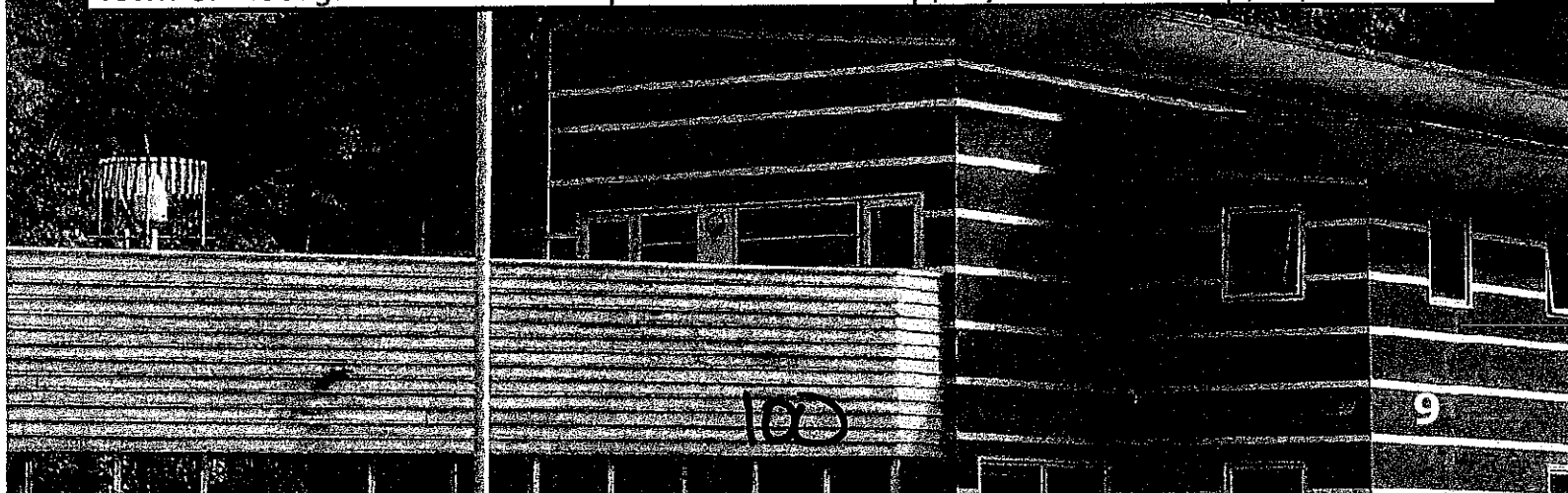
The capital asset levy, which funds the asset management plan (AMP), is shared by the municipal partners based on their apportionment percentage.

The AMP is based on the annual approval of the asset management plan by the Board of Directors. The AMP was approved by the Board of Directors at the August 2020 Board meeting.

Below are the contributions for 2021 based on the approved Asset Management Plan:

Capital Asset Levy

	2021 CVA Apportionment %	2020 Capital Levy Contribution	2021 Capital Levy
Township of Adjala-Tosorontio	4.13%	\$5,407.46	\$5,802.89
Township of Amaranth	0.22%	\$282.87	\$307.42
City of Barrie	15.25%	\$22,863.83	\$21,432.38
Town of The Blue Mountains	1.38%	\$2,032.69	\$1,941.74
Bradford/West Gwillimbury	4.26%	\$6,235.18	\$5,986.67
Clearview Township	4.89%	\$6,420.16	\$6,871.69
Town of Collingwood	9.99%	\$14,864.52	\$14,040.97
Township of Essa	7.02%	\$10,345.02	\$9,858.07
Municipality of Grey Highlands	0.34%	\$449.11	\$477.01
Town of Innisfil	7.15%	\$9,490.88	\$10,050.84
Melancthon Township	0.47%	\$614.10	\$664.44
Town of Mono	3.74%	\$5,602.19	\$5,250.72
Mulmur Township	1.64%	\$2,117.32	\$2,300.45
Town of New Tecumseth	13.66%	\$20,227.20	\$19,193.47
Township of Oro-Medonte	7.43%	\$11,047.19	\$10,435.68
Town of Shelburne	2.00%	\$2,613.01	\$2,807.52
Township of Springwater	7.48%	\$11,076.45	\$10,511.13
Town of Wasaga Beach	8.95%	\$11,860.81	\$12,569.49



Reserves



These amounts will be put into reserves to pay for the repair maintenance and replacement of the assets as identified in the AMP.

Some of the 2021 expenditures as per the AMP:

1. Dyke safety review for the Pretty River Dyke & a new Truck
2. Parts replacement on flood and monitoring equipment to extend life as well as replacement of some end of life equipment
3. Computers and server upgrades and network hardware
4. Upgrade of the water system at Tiffin, replacement of an AED, some signage upgrades and replacement of folding chairs used for schools and events.

Funding for Asset Management Plan

2021 Total Cost:
\$264,574



A100

**Nottawasaga Valley Conservation Authority
Proposed 2021 Budget**

Consolidated

	BUDGET 2020	BUDGET 2021	\$ CHANGE
REVENUE:			
Municipal Levy	2,529,056.89	2,564,825.14	35,768.25
Special Benefit Projects	16,000.00	16,000.00	-
Oro-Medonte MOU	(37,943.72)	(38,478.73)	(535.01)
Municipal Contributions	20,000.00	10,000.00	(10,000.00)
Municipal Project - RMO	68,000.00	45,000.00	(23,000.00)
Total Municipal Revenue	<u>2,595,113.17</u>	<u>2,597,346.41</u>	<u>2,233.24</u>
MNR Transfer Payment-Flood	97,307.20	97,307.00	(0.20)
Other Provincial Sources	182,500.00	215,500.00	33,000.00
Federal Sources	110,460.00	114,510.00	4,050.00
Total Government Grants	<u>390,267.20</u>	<u>427,317.00</u>	<u>37,049.80</u>
Contributions	460,540.00	501,040.00	40,500.00
User Fees			
Reforestation	53,200.00	46,000.00	(7,200.00)
Conservation Lands	21,000.00	21,600.00	600.00
Planning	989,600.00	989,600.00	-
Environmental Monitoring	13,000.00	13,000.00	-
Environmental Education	298,500.00	148,950.00	(149,550.00)
Tiffin Operations	95,500.00	117,300.00	21,800.00
Conservation Land Leases	32,400.00	33,590.00	1,190.00
Investment Income	15,000.00	25,000.00	10,000.00
Total Contributions and User Fees	<u>1,978,740.00</u>	<u>1,896,080.00</u>	<u>(82,660.00)</u>
Operational Reserves	40,143.72	28,678.73	(11,464.99)
TOTAL REVENUE	<u>5,004,264.10</u>	<u>4,949,422.14</u>	<u>(54,841.96)</u>

EXPENSES:

Wages and Interprogram Charges	3,934,404.10	3,791,892.14	(142,511.96)
	<u>3,934,404.10</u>	<u>3,791,892.14</u>	<u>(142,511.96)</u>
Other Expenses			
Staff Cost	10,600.00	10,600.00	-
Memberships/Professional Dues	47,100.00	47,350.00	250.00
Educations and Training	29,000.00	29,500.00	500.00
Materials & Supplies - General	354,900.00	358,120.00	3,220.00
Materials & Supplies - Cost of Trees	5,000.00	90,000.00	85,000.00
Vehicles & Large Equipment Costs	42,450.00	42,450.00	-
Office Expenses	23,000.00	16,000.00	(7,000.00)
Equipment Costs	9,000.00	9,000.00	-
Transportation Costs	13,000.00	13,000.00	-
Legal	22,000.00	22,000.00	-
Consultants	116,500.00	109,500.00	(7,000.00)
Insurance	79,600.00	92,700.00	13,100.00
Taxes	23,790.00	23,890.00	100.00
Heat and Hydro	33,000.00	32,000.00	(1,000.00)
Telephones and Internet Access	25,000.00	23,000.00	(2,000.00)

102

ATD

Nottawasaga Valley Conservation Authority Proposed 2021 Budget

Consolidated

	BUDGET 2020	BUDGET 2021	\$ CHANGE
Audit Fees	18,000.00	18,000.00	-
Interest and Bank Charges	19,200.00	21,200.00	2,000.00
Maintenance Expense	31,700.00	31,700.00	-
Uniform Expense	6,000.00	6,500.00	500.00
Leases	14,000.00	14,000.00	-
Advertisement and Communications	26,520.00	26,520.00	-
Bad Debt Expense	500.00	500.00	-
Transfer to Reserves	120,000.00	120,000.00	-
	<u>1,069,860.00</u>	<u>1,157,530.00</u>	<u>87,670.00</u>
TOTAL EXPENSES	<u>5,004,264.10</u>	<u>4,949,422.14</u>	<u>(54,841.96)</u>
SURPLUS (DEFICIT)	-	-	-



Nottawasaga Valley Conservation Authority

8195 8th Line, Utopia ON L0M 1T0
T: 705-424-1479 • F: 705-424-2115



104
@nottawasagaca

Member of



Conservation
ONTARIO



**Nottawasaga Valley
Conservation Authority**

Opinion

Salmon fishing in Collingwood, Wasaga Beach and the Nottawasaga River

By Fred Dobbs

Did you know that Chinook salmon fishing is very popular in Collingwood and Wasaga Beach? If you've ever been to the boat launches in Collingwood and Wasaga Beach in the summer, you probably saw many boats with tall fishing rods and strange looking booms with pulleys attached to the stern. These boats are specialized for deep trolling for Chinook salmon in Georgian Bay!

If you ask anglers where these salmon came from, they will often tell you that they come from hatcheries, given that the salmon fishery in Georgian Bay received an original kick-start from hatchery fish stocked in 1985. In fact, several years later, the Ministry of Natural Resources and Forestry did a background study and determined that 95% of the salmon caught by sport fishermen in Georgian Bay were wild fish which had spawned successfully in tributary streams. Only 5% of the Georgian Bay catch resulted from fish raised in hatcheries.

Local residents of the Collingwood area are quick to point out that wild Chinook salmon spawn successfully in the Pretty River and Silver Creek where these fish have access to about 15 km of good quality spawning and nursery habitat. NVCA's fisheries biologists believe that the bulk of the salmon fishery in Collingwood, Wasaga Beach and the Township of Essa is supported by natural reproduction in the Nottawasaga River.

The combined production of young wild salmon from the Upper Nottawasaga River (south-west of Alliston) and the Pine River (which joins the Nottawasaga River at Angus), likely represents the largest source of wild Chinook salmon in Georgian Bay.

In August, September and October, adult Chinook Salmon in Georgian Bay find the mouth of the Nottawasaga River at Wasaga Beach and often migrate up to 150 km upstream to the Upper Nottawasaga River, Pine River and several other tributary streams to lay their eggs. These eggs hatch in March and the baby salmon (juveniles) spend three to nine months in the river before following the same path as their parents did back out to Georgian Bay. Adult salmon typically return to its birth place to spawn after spending 3 years feeding in Georgian Bay and Lake Huron.

Spawning adults are about 72 cm long and weigh approximately 4 kg, although many fish larger than this have already been captured in the summer of 2020!

A10c

To maintain and enhance recreational opportunities for sportfishing and economic benefits to the area, NVCA is playing a coordinating role to implement the Nottawasaga River Restoration Program. This initiative focuses on the restoration of high quality salmon spawning habitat in the Upper Nottawasaga River and its Sheldon Creek tributary in the Adjala-Tosorontio. This summer, NVCA and its partners have just completed its second year of operation!

Restoration work includes planting native trees and shrubs along the rivers, stabilizing eroding streambanks, installing woody instream cover habitats, re-creating floodplain habitats and working with local landowners to install livestock exclusion fencing. This work plays a strong role in improving water quality and also provides habitat benefits to a wide range of other fish species including native lake sturgeon and northern brook lamprey as well as popular sport fishing species such as migratory rainbow trout and resident brown trout.

Thanks to a grant from a private foundation, NVCA will be developing a habitat restoration plan for the Pine River in 2021 that will act as a catalyst for future stream improvement work and salmon habitat enhancement in Mulmur Township.

If you ever have the chance to fish for Chinook salmon in Georgian Bay or anywhere in the Nottawasaga River Watershed, remember to thank the Upper Nottawasaga River and Pine River for providing high quality spawning areas and rearing habitats for young salmon.

Fred Dobbs is a fisheries biologist and Manager, Stewardship Services at the Nottawasaga Valley Conservation Authority

- 30 -

About NVCA: The Nottawasaga Valley Conservation Authority is a public agency dedicated to the preservation of a healthy environment through specialized programs to protect, conserve and enhance our water, wetlands, forests and lands.

Media contact: Maria Leung, Communications Coordinator 705-424-1479 ext.254,
mleung@nvca.on.ca

106

AUGUST - EMERGENCY RESPONSE CALLS, DAY & TIME

Sunday	Monday	Tuesday	Wednesday	Thursday	Friday	Saturday
						1 1910-1940 burn complaint stn 2 (1)
2 1645-1800 overheat stn 1 (1)	3 1345-1545 water rescue stn 1 & 2 (1)	4 0002-0055 MVC stn1; 1750-1850 false alarm stn 2 (2)	5 1755-1930 MVC stn 1; 1930- 1945 public hazard stn 2 (2)	6 2100-2140 burn complaint stn 2 (1)	7 2000-2015 medical stn 2; 2300-0010 MVC stn 1 (2)	8 0230-0400 fire mutual aid stn 1 & 2 (1)
9 0130-0215 interior flooding stn 2; 2025-2045 VSA stn 2 (2)	10 15-30-16-30 MVC stn 2 (1)	11	12 12-13:00 Medical stn 2 (1)	13	14 16:45-17:45 public service stn 2 (1)	15 05:15-06:30 fire alarm malfunction stn 2 (1)
16 09:15-10:15 MVC stn 1; MVC 17:00- 18:00 stn 1 (2)	17 VSA 07-08:00 Stn2; 14- 15:30 wires down stn 1; MVC 20:30- 21:45 stn 2 (3)	18	19 Medical 17- 17:30 stn 2 (1)	20	21 Medical 13-13:30 stn 1; burn complaint 20- 20:30 stn 2 (2)	22 Alarm 8:40-9 stn2; Alarm 9:30- 10 stn 2; fire 11:45-14 stn 2; perc'd emerg 18- 19 stn 2; MVC 23:52-1 stn 2 (5)
23	24 Medical 6:30- 6:45 stn 2 (1)	25 Per'd emergency 15-15:30 stn 2 (1)	26	27 Medical 17- 17:30 stn 2 (1)	28 Alarm 2-2:30 Stn 2 (1)	29 Medical 23:30- 22:59 stn 1 (1)

30 fire 14:45-15:30 stn 1; medical 18:15-19:00 stn 1 (2)

31st

PAI



Essa Public Library Report: June 2020

A12

IMAGINE DISCOVER CONNECT

Circulation Totals and Analysis

CIRCULATION	June 2019	June 2020	YTD 2020
Angus Branch	9,394	3,625	34,283
Thornton Branch	1,478	1,232	5,853
Angus Branch Computer Use	573	59	1,202
Thornton Branch Computer Use	61	5	145
Angus Branch Wireless Use	1,344	367	5,081
Thornton Branch Wireless Use	432	217	1,326
eAudio & eBooks	658	928	6,300
TOTALS:	13,940	6,433	54,190

Circulation Analysis	June 2019	June 2020	YTD 2020
Print	5,004	3,419	19,816
Non-Print	5,854	1,421	19,810
Computer Use/Internet/Wireless	2,410	648	7,754
eAudio Books	209	244	1,772
eBooks	449	684	4,528
Interlibrary Loan: Borrowed	14	12	321
Interlibrary Loan: Lent	0	5	189

Materials Used In-Library	June 2020	YTD 2020
Angus Branch	57	699
Thornton Branch	0	351

108

Library website visits	YTD 2020	BlueCloud Mobile visits	YTD 2020
2,622	15,861	77	968

E-resources visits	YTD 2020
338	11,929

New Members		YTD 2020
Angus Branch	15	255
Thornton Branch	0	15

June Library Highlights



Unleash Your Future Cheque Presentation

On June 22, the Essa Public Library Board, Essa Council & CAO, NPSS Staff and youth in our community celebrated a gift of \$75,000 from RBC. These funds will empower our youth to grow skills NOW for future jobs, careers and post secondary experiences. The grant is active for 2020 & 2021.

Essa Public Library thank you for going through all these safety measures to keep everyone safe ❤️ I sure do appreciate the video to know what to expect



When using curbside service, a long-time Angus patron wanted to pass along that EPL is doing a great job keeping everyone reading!

"This is my favourite library. I've used many - and the service here is exceptional."

Thank you @EssaLibrary for this anti-racist book bundle. So appreciative of your book bundle initiative - what a fantastic idea.



Book bundles!



Phase 2: first Thornton patron in-library visit

"I'm so happy you're open again. When I drove by yesterday and saw that you were, I was SO EXCITED!"

Thornton patron



Essa Public Library Report: July 2020

A12

IMAGINE DISCOVER CONNECT

Circulation Totals and Analysis

CIRCULATION	July 2019	July 2020	YTD 2020
Angus Branch	9,882	5,100	39,383
Thornton Branch	1,916	1,290	7,143
Angus Branch Computer Use	743	78	1,280
Thornton Branch Computer Use	95	4	149
Angus Branch Wireless Use	1,295	550	5,631
Thornton Branch Wireless Use	441	209	1,535
eAudio & eBooks	862	1,094	7,394
TOTALS:	15,234	8,325	62,515

Circulation Analysis	July 2019	July 2020	YTD 2020
Print	6,545	3,932	23,748
Non-Print	5,187	2,429	22,239
Computer Use/Internet/Wireless	2,574	841	8,595
eAudio Books	253	284	2,056
eBooks	609	810	5,338
Interlibrary Loan: Borrowed	47	5	326
Interlibrary Loan: Lent	19	24	213

Materials Used In-Library	July 2020	YTD 2020
Angus Branch	60	759
Thornton Branch	23	374

Online Resources & New Members: July 2020

Library website visits	YTD 2020	BlueCloud Mobile visits	YTD 2020
2,718	18,579	96	1,064

E-resources visits	YTD 2020
620	12,549


New Members		YTD 2020
Angus Branch	30	285
Thornton Branch	3	18

July Library Highlights

"I just wanted to reach out and say how great the story time videos that Karly and Holly have been doing.

Jack was a little shy of the videos at first, but now he loves watching them and does the actions and has his stuffy ready to go during the videos. The videos themselves are of course fantastic...


I hope you know how appreciated you guys are!"



Terry Dowdall, MP for Simcoe-Grey stopped by to chat with Glenda Newbatt, Manager of Public Services to see how things are at the Library and talk about rural internet challenges for our community.



*Library Report by
Angie Wishart, 2020*



A patron remarked upon checking out their Book Bundle created by Karly, *"That's so Cute! This is so personal. He's going to love it!"*

"Having the Library open again is great!"

Beanstack fun for all ages at EPL.

Circulation Totals and Analysis: August 2020

CIRCULATION	Aug. 2019	Aug. 2020	YTD 2020
Angus Branch	9,121	6,006	45,389
Thornton Branch	1,780	1,508	8,651
Angus Branch Computer Use	670	135	1,415
Thornton Branch Computer Use	78	18	167
Angus Branch Wireless Use	1,244	607	6,238
Thornton Branch Wireless Use	409	222	1,757
eAudio & eBooks	792	784	8,178
TOTALS:	14,094	9,280	71,795

Circulation Analysis	Aug. 2019	Aug. 2020	YTD 2020
Print	5,862	4,808	28,556
Non-Print	4,973	2,656	24,895
Computer Use/Internet/Wireless	2,401	982	9,577
eAudio Books	240	214	2,270
eBooks	552	570	5,908
Interlibrary Loan: Borrowed	42	23	349
Interlibrary Loan: Lent	24	27	240

Materials Used In-Library	Aug. 2020	YTD 2020
Angus Branch	23	782
Thornton Branch	25	397

112

Online Resources & New Members: August 2020

Library website visits	YTD 2020	BlueCloud Mobile visits	YTD 2020
2,600	21,179	95	1,159


E-resources visits	YTD 2020
307	13,163

New Members		YTD 2020
Angus Branch	43	328
Thornton Branch	0	18

August Library Highlights



The time has gone by so fast... with virtual or socially distanced programming, offered all Summer!



Everyone had so much fun at the Virtual & Outdoor Storytimes, Wiggles and Giggles, Scavenger Hunts (at home and at the library), What's Inside?, Family S.T.E.A.M. projects, as well as Lego and drawing challenges. A big **THANK YOU** to Kelly & Emma, our Summer Children's Program Assistants!

Outcomes



What a great Summer

As the summer months draw to a close, we have a lot to reflect on. We have seen our community grow and thrive, and we are proud of the support and participation of our patrons. Our programs really have been a success.

A lot of our very special staff have been very helpful, and we are grateful for their support. We are looking forward to the future and the many opportunities that will come our way. We are very happy to be a part of the community and to have been able to help you.

With the winter months ahead, we are looking forward to the many opportunities that will come our way. We are very happy to be a part of the community and to have been able to help you.

Our programs really have been a success. We are looking forward to the future and the many opportunities that will come our way. We are very happy to be a part of the community and to have been able to help you.

We are looking forward to the future and the many opportunities that will come our way. We are very happy to be a part of the community and to have been able to help you.

We are looking forward to the future and the many opportunities that will come our way. We are very happy to be a part of the community and to have been able to help you.

Hard work and a lot of love. We are looking forward to the future and the many opportunities that will come our way. We are very happy to be a part of the community and to have been able to help you.

We are looking forward to the future and the many opportunities that will come our way. We are very happy to be a part of the community and to have been able to help you.

We are looking forward to the future and the many opportunities that will come our way. We are very happy to be a part of the community and to have been able to help you.

Adults

YouTube Channel

Age a Librarian: 7
 Lego challenges: 35
 Drawing challenges: 40
 French Storytime: 3
 Misc. Videos: 13
 Summer Reading videos: 14

Zoom Online

Wiggles & Giggles: 7
 Library Storytime: 3
 True Night: 3

Social Media

Facebook: 123 posts with 1,803 reactions, 1,077 followers
 Twitter: 94 tweets with 277 reactions, 1,001 followers
 Instagram: 8 posts with 71 likes or comments, 213 followers
 YouTube reactions: 41 reactions, 5,394 views, 170 subscribers

Other

Library Zest blog posts/videos: 33

Library Zest blog views: 393

Library Zest unique visitors: 143

Kids

YouTube Channel

Lego Challenges views: 183
 Lego Challenge submissions: 11

Drawing Challenges views: 663
 Drawing Challenge submissions: 115

French Storytime views: 28

Misc. Videos' views: 679

Zoom Wiggles & Giggles: 78

Zoom Library Storytime: 238
 (includes EarlyON Virtual Bilingual Storytime)

Zoom Family Trivia: 33


Summer Reading - What's Inside Wednesdays views: 199

Summer Reading - Weekend Steam Project views: 115

Storytime in the Park: 60

Wiggles and Giggles in the Park: 31

Book bundle requests - All ages: 96



A wrap up of the Beanstack Summer Reading Program coming in September's Report!

Teens & 'tweens

Unleash your future cheque presentation, June 22 on Zoom: 23

YouTube Summer Reading Video - Read Woke: 1 Views: 39



Teen Central usage: 2

ONTARIO ENERGY BOARD NOTICE TO CUSTOMERS OF ENBRIDGE GAS INC.

Enbridge Gas Inc. has applied to dispose of certain account balances and for approval of the amount of its earnings that it must share with customers.

Learn more. Have your say.

Enbridge Gas Inc. has applied to the Ontario Energy Board for approval to dispose of amounts recorded in certain deferral and variance accounts and for approval of the amount of its 2019 earnings that it is required to share with customers.

If the application is approved as filed, a typical residential customer in the EGD Rate Zone (former Enbridge Gas Distribution Inc. customers) would pay a one-time charge of \$0.74 in January 2021.

A typical residential customer in each of the Union Rate Zones (former Union Gas Limited customers) would see the following impacts:

- **Union South Rate Zone: a total charge of \$4.97 collected over three months, from January to March 2021**
- **Union North West Rate Zone: a total credit of \$61.53 received over three months, from January to March 2021**
- **Union North East Rate Zone: a total credit of \$5.94 received over three months, from January to March 2021**

Other customers, including businesses, may also be affected.

THE ONTARIO ENERGY BOARD WILL HOLD A PUBLIC HEARING

The Ontario Energy Board (OEB) will hold a public hearing to consider the application filed by Enbridge Gas. During this hearing, which could be an oral or written hearing, we will question Enbridge Gas on the case. We will also hear questions and arguments from individuals that have registered to participate (called intervenors) in the OEB's hearing. At the end of this hearing, the OEB will decide whether the amounts and the charges or credits requested in the application will be approved.

The OEB is an independent and impartial public agency. We make decisions that serve the public interest. Our goal is to promote a financially viable and efficient energy sector that provides you with reliable energy services at a reasonable cost.

BE INFORMED AND HAVE YOUR SAY

You have the right to information regarding this application and to be involved in the process.

- You can review Enbridge Gas' application on the OEB's website now
- You can file a letter with your comments, which will be considered during the hearing
- You can become an intervenor. As an intervenor you can ask questions about Enbridge Gas' application and make arguments on whether the OEB should approve Enbridge Gas' request. Apply by **October 8, 2020** or the hearing will go ahead without you and you will not receive any further notice of the proceeding
- At the end of the process, you can review the OEB's decision and its reasons on our website

The OEB intends to consider cost awards in this proceeding that are in accordance with the *Practice Direction on Cost Awards* and only in relation to the following:

1) The review of the following deferral and variance accounts:

EGD Rate Zone (former Enbridge Gas Distribution Inc.) Accounts

- Storage and Transportation Deferral Account
- Transactional Services Deferral Account
- Unaccounted for Gas Variance Account
- Average Use True-Up Variance Account
- Deferred Rebate Account
- Dawn Access Costs Deferral Account
- Gas Supply Plan Cost Consequences Deferral Account

Union Rate Zones (former Union Gas Limited) Accounts

- Unabsorbed Demand Costs Variance Account
- Upstream Transportation Optimization Deferral Account
- Short-Term Storage and Other Balancing Services Deferral Account
- Normalized Average Consumption Deferral Account
- Unaccounted for Gas Volume Variance Account
- Unaccounted for Gas Price Variance Account
- Parkway West Project Costs Deferral Account
- Brantford-Kirkwall / Parkway D Project Costs Deferral Account
- Parkway Obligation Rate Variance Deferral Account
- Lobo C Compressor / Hamilton-Milton Pipeline Project Costs Deferral Account
- Lobo D / Bright C / Dawn H Compressor Project Costs Deferral Account
- Burlington-Oakville Project Costs Deferral Account
- Sudbury Replacement Project Variance Account

116

A13

- Panhandle Reinforcement Project Costs Deferral Account
- Pension and Other Post-Employment Benefits Variance Account
- Deferral Clearing Variance Account

Enbridge Gas Inc. Accounts

- Account Policy Changes Deferral Account
- Earning Sharing Deferral Account
- Tax Variance Deferral Account

2) The review of Enbridge Gas Inc.'s 2019 utility results and earnings sharing amounts.

3) The review of the methodology for disposing and allocating the deferral and variance account balances and the 2019 earnings sharing amount, if any.

LEARN MORE

Our file number for this case is **EB-2020-0134**. To learn more about this hearing, find instructions on how to file a letter with your comments or become an intervenor, or to access any document related to this case, please enter the file number **EB-2020-0134** on the OEB website: www.oeb.ca/participate. You can also phone our Consumer Relations Centre at 1-877-632-2727 with any questions.

ORAL VS. WRITTEN HEARINGS

There are two types of OEB hearings – oral and written. Enbridge Gas has applied for a written hearing. The OEB is considering this request. If you think an oral hearing is needed, you can write to the OEB to explain why by **October 8, 2020**.

PRIVACY

If you write a letter of comment, your name and the content of your letter will be put on the public record and the OEB website. However, your personal telephone number, home address and e-mail address will be removed. If you are a business, all your information will remain public. If you apply to become an intervenor, all information will be public.

This rate hearing will be held under section 36 of the Ontario Energy Board Act, 1998, S.O. 1998, c. 15, Schedule B.



Ontario
Energy
Board

ONTARIO ENERGY BOARD

IN THE MATTER OF the *Ontario Energy Board Act, 1998*, S.O. 1998, c.15 (Schedule. B);

AND IN THE MATTER OF an Application by Enbridge Gas Inc. for an order or orders clearing certain commodity and non-commodity related deferral or variance accounts.

APPLICATION

1. Enbridge Gas Distribution Inc. (referred to in the evidence as “EGD”, “Enbridge” or the “Company”) and Union Gas Limited (referred to in the evidence as “Union” or the “Company”) (together the “Utilities”) were Ontario corporations incorporated under the laws of the Province of Ontario carrying on the business of selling, distributing, transmitting and storing natural gas within the meaning assigned in the *Ontario Energy Board Act, 1998* (the “Act”). In the August 30, 2018 EB-2017-0306/0307 Decision and Order (the “MAADs Decision”), the Ontario Energy Board (the “Board”) approved the amalgamation of the Utilities, as well as a five-year deferred rebasing term during which a price cap ratesetting model would apply.
2. Effective January 1, 2019 the Utilities amalgamated to become Enbridge Gas Inc. (“Enbridge Gas”). Following amalgamation, Enbridge Gas has maintained the existing rates zones of EGD and Union (the EGD, Union North West, Union North East and Union South rate zones).¹ Enbridge Gas has also maintained most of the existing deferral and variance accounts for each rate zone.
3. Enbridge Gas, the Applicant, hereby applies to the Board, pursuant to Section 36 of the *Ontario Energy Board Act, 1998* (the “Act”), for an Order or Orders approving the

¹ Collectively the Union North West, Union North East and Union South rates zones are referred to as “Union rate zones”. Union North West and Union North East are collectively referred to as “Union North”.

clearance or disposition of amounts recorded in certain deferral or variance accounts. The annual review and disposition of deferral and variance accounts is consistent with the process applied for each of the Utilities during their previous 2014-2018 Incentive Rate ("IR") terms.

Earnings Sharing

4. In the MAADs Decision, the Board approved, among other things, an asymmetrical earnings sharing mechanism ("ESM") during the deferred rebasing period, where each year any earnings in excess of 150 basis points over the Board-approved return on equity ("ROE") would be shared 50/50 between the Utilities and ratepayers.
5. In 2019, Enbridge Gas's actual utility earnings did not exceed the Board-approved ROE by more than 150 basis points. Accordingly, no ESM amount is proposed to be shared with ratepayers.

EGD Rate Zone

6. As approved in the MAADs Decision and the 2019 Rates Case (EB-2018-0305), Enbridge Gas has maintained substantially the same deferral and variance accounts for the EGD rate zone as during its 2014-2018 Custom IR term.
7. Enbridge Gas seeks approval to clear the final balances of certain EGD rate zone deferral and variance accounts for 2019 as set out at Exhibit C, Tab 1, Schedule 1.

Union Rate Zones

8. As approved in the MAADs Decision and the 2019 Rates Case (EB-2018-0305), Enbridge Gas has maintained substantially the same deferral and variance accounts for the Union rate zones as during its 2014-2018 IR term.

9. Enbridge Gas seeks approval to clear the final balances of certain Union rate zones deferral and variance accounts for 2019 as set out at Exhibit C, Tab 1, Schedule 1.

Enbridge Gas Inc.

10. The Board has approved several deferral and variance accounts that relate to Enbridge Gas as a whole (and not to specific rate zone(s)). These accounts are listed at Exhibit C, Tab 1, Schedule 1.
11. Enbridge Gas seeks approval to clear part of the final balance of one 2019 Enbridge Gas deferral and variance account related to accounting policy changes required as a result of amalgamation. The balance in this account related to pension expense is not being requested for clearance in 2019.

Relief Requested

12. Enbridge Gas therefore applies to the Board for such final, interim or other orders as may be necessary or appropriate for the clearance or disposition of the 2019 deferral and variance accounts listed in Exhibit C, Tab 1, Schedule 1. The proposed manner of disposition is described at Exhibit F. Enbridge Gas proposes to clear the balances in these accounts in conjunction with the January 1, 2021 QRAM application.
13. Enbridge Gas requests that this proceeding be heard in writing.
14. Enbridge Gas further applies to the Board pursuant to the provisions in the Act and the Board's *Rules of Practice and Procedure* for such final, interim or other Orders and directions as may be appropriate in relation to the Application and the proper conduct of this proceeding.
15. This Application is supported by written evidence. This evidence may be amended from time to time as required by the Board, or as circumstances may require.

16. The persons affected by this application are the customers resident or located in the municipalities, police villages and First Nations reserves served by Enbridge Gas, together with those to whom Enbridge Gas sells gas, or on whose behalf Enbridge Gas distributes, transmits or stores gas. It is impractical to set out in this application the names and addresses of such persons because they are too numerous.

17. Enbridge Gas requests that a copy of every document filed with the Board in this proceeding be served on the Applicant and Applicant's counsel, as follows.

The Applicant:

Mr. Anton Kacicnik
Manager, Rates (EGD Rate Zone)
Enbridge Gas Inc.

Address for personal service

Enbridge Gas Inc.
500 Consumers Road
Willowdale, Ontario
M2J 1P8

Mailing address: P.O. Box 650
Scarborough, Ontario
M1K 5E3

Telephone:

416-495-6087

Fax:

416-495-6072

Email:

anton.kacicnik@enbridge.com

The Applicant's counsel:

Mr. David Stevens
Aird & Berlis LLP

Address for personal service
and mailing address:

Brookfield Place, P.O. Box 754
Suite 1800, 181 Bay Street
Toronto, Ontario M5J 2T9

A13

Filed: 2020-09-03
EB-2020-0134
Exhibit A
Tab 2
Page 5 of 5

Telephone: 416-863-1500
Fax: 416-863-1515
Email: dstevens@airdberlis.com

DATED: September 3, 2020, at Toronto, Ontario

ENBRIDGE GAS INC.

[Original digitally signed by]

Anton Kacicnik
Manager, Rates (EGD Rate
Zone)

122

One City, One Vision, One Plan

PUBLIC NOTICE: Release of the City of Barrie Draft New Official Plan

TAKE NOTICE: The City of Barrie has released the first Draft of the New Official Plan and City-Wide Urban Design Guidelines for public review and comments.

About the Official Plan

The Official Plan is a long-range planning document that sets out a high-level strategy and vision for the City of Barrie for the next 20 years. It contains land use and related policies to help manage and guide growth and development in accordance with the City's vision of the future. The Draft New Official Plan sets out detailed community structure to help manage where growth will be directed and is organized around the themes that emerged through previous public consultation. These themes include: Planning an Urban and Complete City, Planning an Attractive City, Planning a Connected and Mobile City, Planning a Waterfront and Green City, Planning a Resilient City, Planning a Prosperous City, and Planning a Cultural City.

The Draft Official Plan and City-Wide Urban Design Guidelines can be accessed online at buidlingbarrie.ca/OfficialPlan.

90 Day Public Consultation Period

In accordance with the Planning Act, R.S.O 1990, the City is welcoming feedback on the Draft New Official Plan and Draft City-Wide Urban Design Guidelines, for a period of 90 days (ending December 22, 2020). The feedback received during this time will be considered and addressed by City staff to prepare a second draft which will be released at the Statutory Public Open House and Public Meeting in 2021.

PLEASE NOTE: Anyone may offer written feedback on the Draft New Official Plan and Draft City-Wide Urban Design Guidelines until December 22, 2020. Comments and opinions submitted, including the originator's name and address, will become part of the public record and may be viewed by the general public, published in a Council or Committee Report and/or be included in the Council agenda and minutes.

DATED: Thursday, September 24, 2020.

Kathy Suggitt, RPP
Development Services Department
Manager of Strategic Initiatives,
Policy and Analysis
Kathy.suggitt@barrie.ca
705-739-4220, X 5268

City of Barrie
70 Collier Street, P.O. Box 400
Barrie, ON L4M 4T5





**THE CORPORATION OF THE TOWN OF NEW TECUMSETH
 NOTICE OF A COMPLETE APPLICATION & PUBLIC MEETING
 CONCERNING A PROPOSED OFFICIAL PLAN AMENDMENT**

File No. DEV 397

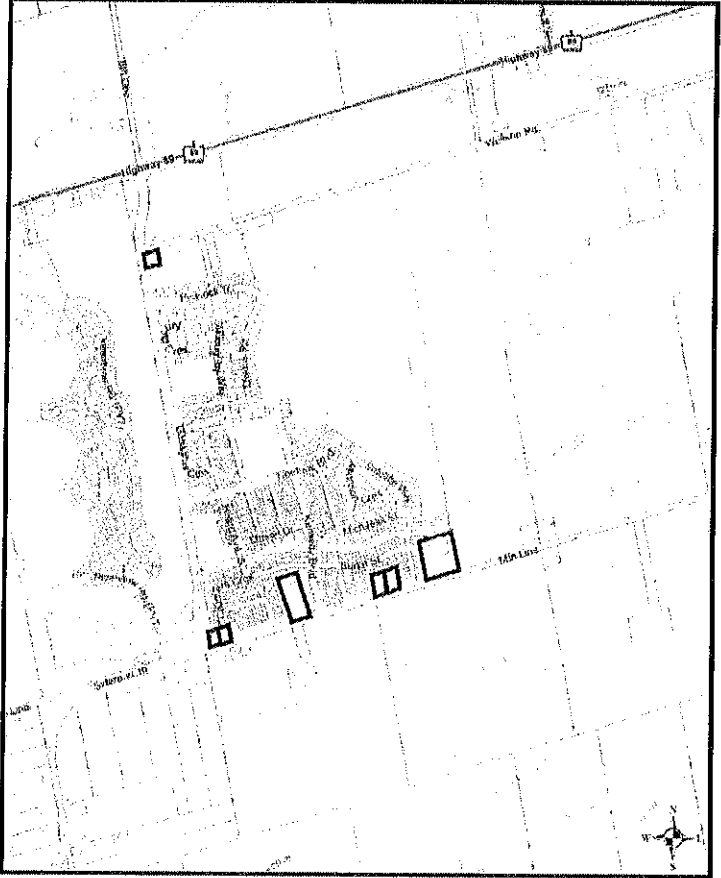
TAKE NOTICE that, pursuant to Section 22 of the *Planning Act*, an application has been received for an Official Plan Amendment and has been deemed complete by the Town of New Tecumseth. The lands subject to the application are located at 5910 14th Line, 5902 14th Line, 5810 14th Line, 5788 14th Line, 5780 14th Line, 5742 14th Line and 4981 Sideroad 10 in the Town of New Tecumseth (see location map below).

Notice of Complete Application and Public Meeting are required to be provided to landowners within 120 metres of the subject property, the applicant and those prescribed by the *Planning Act*.

TAKE NOTICE that the Council of the Corporation of the Town of New Tecumseth will hold a

**Virtual Public Meeting
 On Wednesday October 21st, 2020 at 7:00pm
 Via Zoom**

THE PURPOSE of the public meeting is to consider a proposed Official Plan Amendment that proposes to expand the limits of the Secondary Plan Area (OPA No. 27 – Belterra Estates Secondary Plan Area) to include the subject property and to redesignate the subject land from Agricultural to Low/Medium Density Residential for the purpose of integrating the lands into the existing residential plan of subdivision.



ANY PERSON may participate in the public meeting and/or make written or verbal representation either in support of or in opposition to the proposed Official Plan Amendment. Please note that all comments received will form part of the public record. Please note the virtual public meeting will be livestreamed on the Town Youtube channel at: https://www.youtube.com/channel/UCRipen_OWqpMTUYI2c0KBJw

If you wish to make a verbal representation at the virtual public meeting regarding the proposed Official Plan Amendment, you must register online by 12:00 PM on Wednesday, October 21st, 2020 at <https://www.newtecumseth.ca/en/town-hall/speaking-before-council.aspx>

If you wish to make a written submission regarding the proposed Official Plan Amendment, you must make a written request to the Clerk, Town of New Tecumseth, 10 Wellington Street East, Alliston Ontario L9R 1A1 or via email at: clerk@newtecumseth.ca

If you wish to watch the virtual public meeting, you can access the link to the livestream on the Town website or: <https://newtecumseth.civicweb.net/portal/>

Only individuals, corporations and public bodies may appeal a Official Plan Amendment to the Local Planning Appeal Tribunal. A notice of appeal may not be filed by an unincorporated association or group. However, a notice of appeal may be filed in the name of an individual who is a member of the association or the group on its behalf. Furthermore, no person or public body shall be added as a party to the hearing of the appeal unless, before the By-law was passed, the person or public body made oral submissions at a public meeting or written submissions to the Council or, in the opinion of the Local Planning Appeal Tribunal, there are reasonable grounds to add the person or public body as a party.

If you wish to be notified of the decision of the Town in respect of the proposed Official Plan Amendment, you must make a written request to the Town Planning Department at 10 Wellington Street East, Alliston, ON L9R 1A1 or by email at: planning@newtecumseth.ca

ADDITIONAL INFORMATION related to the proposed Official Plan Amendment, including information about preserving your appeal rights is available for inspection Monday to Friday between the hours of 8:30 a.m. and 4:30 p.m. through the Planning & Development Department by telephone number (705) 435-3900 ext. 1301 or by e-mail at: planning@newtecumseth.ca

DATED at the Town of New Tecumseth this 30th day of September 2020.